









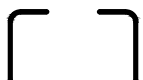
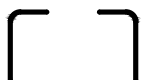
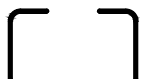


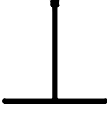
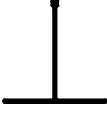
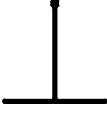
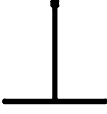
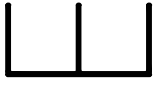
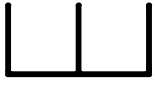
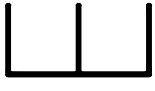
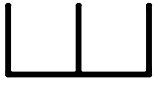





# MALABAR EXTRUSIONS PVT. LTD.

**1**

SL: NO	SEC: NO	SECTION	SIZE	WEIGHT KG/12'		PROFILE NAME	REMARKS
1	2003		9x9	0.130 0.180	<b>XL</b>	U – CHANNEL	
2	2004		9x9x0.6	0.150 0.200	<b>L</b>	U – CHANNEL	
3	2005		9x8x0.78	0.180 0.230	<b>L</b>	U – CHANNEL	
4	2006		9.52x9.52x1.00	0.250 0.300	<b>M</b>		
5	2007		9.52x9.52x1.15	0.300 0.350	<b>M</b>	U – CHANNEL	
6	2008		12x12x0.6	0.200 0.250	<b>L</b>	U – CHANNEL	
7	2010		20x12x0.84	0.350 0.450	<b>H</b>	U – CHANNEL	
8	2014		24.7x12.4x0.75	0.350 0.400	<b>M</b>	C – TRACK	
9	2015		24.7x12.4x0.83	0.400 0.450	<b>M</b>	C – TRACK	
10	2017		24.7x12.4x1.05	0.500 0.550	<b>H</b>	C – TRACK	
11	2022		22x14x0.65	0.350 0.400	<b>L</b>	CURTAIN CHANNEL	
12	2023		22x14x0.71	0.400 0.450	<b>M</b>	CURTAIN CHANNEL	
13	2024		22x12x0.78	0.400 0.450	<b>H</b>	CURTAIN CHANNEL	













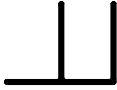
# MALABAR EXTRUSIONS PVT. LTD.

**2**

SL: NO	SEC: NO	SECTION	SIZE	WEIGHT KG/12'		PROFILE NAME	REMARKS
14	2041		23.5x23.5x0.61	0.280 0.330	<b>L</b>	T-BULB	
15	2042		23.5x23.5x0.76	0.330 0.400	<b>L</b>	T-BULB	
16	2043		23.5x23.5x0.85	0.400 0.450	<b>M</b>	T-BULB	
17	2044		23.5x23.5x0.96	0.450 0.500	<b>H</b>	T-BULB	
18	2055		22x11x0.6	0.310 0.380	<b>L</b>	DOUBLE GLASS CHANNEL	
19	2056		22x11x0.77	0.380 0.480	<b>M</b>	DOUBLE GLASS CHANNEL	
20	2057		22.23x12.7x0.65	0.360 0.420	<b>M</b>	DOUBLE GLASS CHANNEL	
21	2058		22.23x12.7x0.75	0.420 0.470	<b>H</b>	DOUBLE GLASS CHANNEL	
22	3002		18x0.68	0.260 0.300	<b>XL</b>	FLUTED TUBE	
23	3003		18x0.73	0.300 0.350	<b>XL</b>	FLUTED TUBE	
24	3006		18x1.2	0.500 0.550	<b>L</b>	FLUTED TUBE	
25	3008		24x0.73	0.360 0.420	<b>XL</b>	FLUTED TUBE	
26	3017		37x4	3.500 3.750	<b>H</b>	FLUTED TUBE	


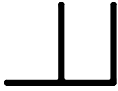

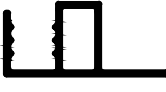









## MALABAR EXTRUSIONS PVT. LTD.

3

SL: NO	SEC: NO	SECTION	SIZE	WEIGHT KG/12'		PROFILE NAME	REMARKS
27	3018		25x2.2	1.200 1.400	<b>H</b>	FLUTED TUBE	
28	3022		12x0.68	0.160 0.200	<b>XL</b>	PLAIN TUBE	
29	3023		12x0.70	0.200 0.300	<b>L</b>	PLAIN TUBE	
30	3024		φ18	0.270 0.320	<b>L</b>	PLAIN TUBE	
31	3025		18x0.6	0.320 0.400	<b>L</b>	PLAIN TUBE	
32	3026		18x0.77	0.400 0.500	<b>M</b>	PLAIN TUBE	
33	3027		19x1.00	0.550 0.650	<b>H</b>	PLAIN TUBE	
34	3028		24x0.6	0.450 0.550	<b>L</b>	PLAIN TUBE	
35	3030		24x0.87	0.600 0.700	<b>H</b>	PLAIN TUBE	
36	3031		19.05x1.3	0.700 0.800	<b>H</b>	PLAIN TUBE	
37	3032		22x1.6	1.000 1.100	<b>H</b>	PLAIN TUBE	
38	3033		22.23x1.00	0.650 0.750	<b>M</b>	PLAIN TUBE	
39	3052		21.6x16x0.75	0.350 0.400	<b>L</b>	GRILL F	














# MALABAR EXTRUSIONS PVT. LTD.

**4**

SL: NO	SEC: NO	SECTION	SIZE	WEIGHT KG/12'		PROFILE NAME	REMARKS
40	3053		21.6x16x0.80	0.400 0.450	<b>M</b>	GRILL F	
41	3054		21.6x16x0.90	0.450 0.500	<b>M</b>	GRILL F	
42	3062		25x11.36x0.93	0.550 0.620	<b>L</b>	MOSQUITO SECTION	
43	3063		25x13x0.88	0.600 0.700	<b>M</b>	MOSQUITO SECTION	
44	3064		25x13x1.10	0.700 0.800	<b>H</b>	MOSQUITO SECTION	
45	3065		25x13x1.45	0.750 0.850	<b>H</b>	MOSQUITO SECTION	
46	3066		46.6x16.3x1.20	1.100 1.300	<b>H</b>	MOSQUITO SECTION	
47	4010		12x12x0.75	0.310 0.360	<b>XL</b>	SQUARE TUBE	
48	4011		12x12x0.8	0.360 0.410	<b>L</b>	SQUARE TUBE	
49	4012		17x17	0.310 0.360	<b>XL</b>	SQUARE TUBE	
50	4013		17x17	0.360 0.420	<b>L</b>	SQUARE TUBE	
51	4014		18.5x18.5x0.91	0.600 0.650	<b>M</b>	SQUARE TUBE	
52	4015		22.5x22.5	0.450 0.550	<b>L</b>	SQUARE TUBE	











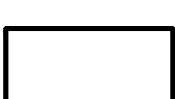


## MALABAR EXTRUSIONS PVT. LTD.

5

SL: NO	SEC: NO	SECTION	SIZE	WEIGHT KG/12'		PROFILE NAME	REMARKS
53	4016		24x24	0.450 0.500	<b>XL</b>	SQUARE TUBE	
54	4017		24x24	0.500 0.550	<b>L</b>	SQUARE TUBE	
55	4018		23x23x0.80	0.700 0.800	<b>H</b>	SQUARE TUBE	
56	4020		35x35x0.93	1.250 1.350	<b>M</b>	SQUARE TUBE	
57	4021		36x36x0.65	0.900 1.000	<b>L</b>	SQUARE TUBE	
58	4022		36x36x0.72	1.000 1.100	<b>M</b>	SQUARE TUBE	
59	4024		38x38x1.38	2.000 2.200	<b>H</b>	SQUARE TUBE	
60	4025		32x32x0.68	0.700 0.800	<b>XL</b>	SQUARE TUBE	
61	4026		32x32x0.70	0.800 0.900	<b>L</b>	SQUARE TUBE	
62	4027		32x32x0.80	0.900 1.000	<b>M</b>	SQUARE TUBE	
63	4028		32x32x0.90	1.000 1.200	<b>H</b>	SQUARE TUBE	
64	4041		19x12x1.06	0.600 0.750	<b>H</b>	RECTANGLE TUBE	
65	4042		20x10x0.8	0.450 0.500	<b>L</b>	RECTANGLE TUBE	














# MALABAR EXTRUSIONS PVT. LTD.

**6**

SL: NO	SEC: NO	SECTION	SIZE	WEIGHT KG/12'		PROFILE NAME	REMARKS
66	4043		20x10x0.9	0.500 0.600	<b>M</b>	RECTANGLE TUBE	
67	4052		36x24	0.600 0.700	<b>XL</b>	RECTANGLE TUBE	
68	4053		36x24x0.61	0.700 0.800	<b>L</b>	RECTANGLE TUBE	
69	4054		36x24x0.70	0.800 0.900	<b>M</b>	RECTANGLE TUBE	
70	4055		36x24x0.79	0.900 1.000	<b>M</b>	RECTANGLE TUBE	
71	4056		36x24x0.97	1.000 1.200	<b>H</b>	RECTANGLE TUBE	
72	4057		36x24x1.10	1.200 1.300	<b>H</b>	RECTANGLE TUBE	
73	4060		38.1x25.4x0.75	0.900 1.000	<b>M</b>	RECTANGLE TUBE	
74	4061		38.1x25.4x0.83	1.000 1.200	<b>H</b>	RECTANGLE TUBE	
75	4062		38.1x25.4x1.00	1.200 1.300	<b>H</b>	RECTANGLE TUBE	
76	4065		46.5x23.5x0.81	1.100 1.200	<b>H</b>	RECTANGLE TUBE	
77	4073		48x24x0.68	0.800 0.900	<b>XL</b>	RECTANGLE TUBE	
78	4073A		48x24x0.68	0.900 1.000	<b>L</b>	RECTANGLE TUBE	





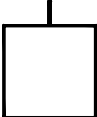



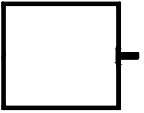




## MALABAR EXTRUSIONS PVT. LTD.

7

SL: NO	SEC: NO	SECTION	SIZE	WEIGHT KG/12'		PROFILE NAME	REMARKS
79	4074		48x24x0.80	1.000 1.100	<b>M</b>	RECTANGLE TUBE	
80	4074A		48x24x0.80	1.100 1.200	<b>M</b>	RECTANGLE TUBE	
81	4075		48x24x0.95	1.200 1.400	<b>H</b>	RECTANGLE TUBE	
82	4076		50.8x25.4x0.85	1.250 1.350	<b>M</b>	RECTANGLE TUBE	
83	4076-H		50.8x25.4x0.85	1.350 1.600	<b>H</b>	RECTANGLE TUBE	
84	4077		50.8x25.4x1.1	1.600 1.700	<b>H</b>	RECTANGLE TUBE	
85	4078		50.8x25.4x1.39	2.000 2.100	<b>H</b>	RECTANGLE TUBE	
86	4080		60x36x0.81	1.500 1.650	<b>L</b>	RECTANGLE TUBE	
87	4082		60x36x0.91	1.750 1.850	<b>M</b>	RECTANGLE TUBE	
88	4083		63.5x38.1x0.95	1.700 1.850	<b>L</b>	RECTANGLE TUBE	
89	4084		63.5x38.1x1.02	1.850 1.950	<b>M</b>	RECTANGLE TUBE	
90	4084A		63.5x38.1x1.02	1.950 2.100	<b>M</b>	RECTANGLE TUBE	
91	4085		63.5x38.1x1.17	2.100 2.200	<b>H</b>	RECTANGLE TUBE	

# MALABAR EXTRUSIONS PVT. LTD.



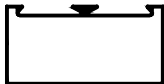

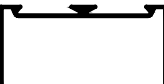
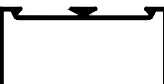

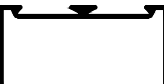
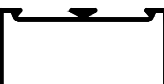
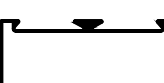
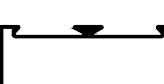
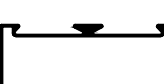
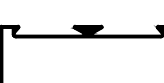
**8**

SL: NO	SEC: NO	SECTION	SIZE	WEIGHT KG/12'		PROFILE NAME	REMARKS
92	4085A		63.5x38.1x1.17	2.200 2.300	<b>H</b>	RECTANGLE TUBE	
93	4086		63.5x38.1x1.34	2.300 2.400	<b>H</b>	RECTANGLE TUBE	
94	4086A		63.5x38.1x1.39	2.400 2.600	<b>H</b>	RECTANGLE TUBE	
95	4087		63.5x38.1x2.00	3.700 3.800	<b>H</b>	RECTANGLE TUBE	
96	4090		50.2x40x0.80	1.400 1.500	<b>M</b>	LIP SECTION	
97	409699		71x28.5x1.00	1.900 2.000	<b>H</b>	LIP SECTION	
98	4091A		71x28.5x1.00	2.000 2.100	<b>H</b>	LIP SECTION	
99	4092		71.2x28x1.39	3.000 3.250	<b>H</b>	LIP SECTION	
100	4094		74x58x1.43	3.700 3.900	<b>H</b>	LIP SECTION	
101	4095		75x57.2x1.65	4.500 5.000	<b>H</b>	LIP SECTION	
102	4098		49x10.75x1.75	1.200 1.300	<b>H</b>		
103	4099		48.7x14.1	1.600 1.700	<b>H</b>		
104	4102		37x24.3x0.8	0.900 1.000	<b>M</b>		



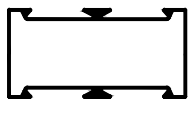
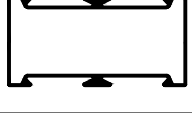
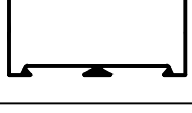
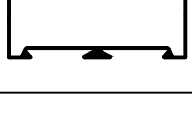
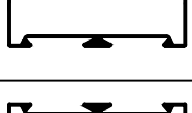
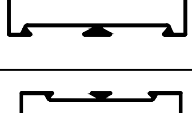
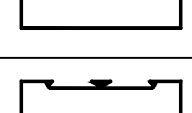
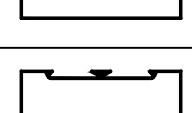
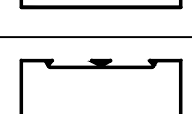
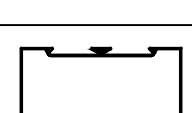
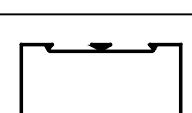
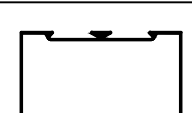

# MALABAR EXTRUSIONS PVT. LTD.

**9**

SL: NO	SEC: NO	SECTION	SIZE	WEIGHT KG/12'		PROFILE NAME	REMARKS
105	4123		100x18x1.2	2.650 2.850	<b>H</b>	RECTANGLE TUBE	
106	5002		48x24	1.000 1.100	<b>XL</b>	SINGLE PARTITION	
107	5003		48x24x0.67	1.100 1.250	<b>L</b>	SINGLE PARTITION	
108	5004		48x24x0.81	1.250 1.500	<b>M</b>	SINGLE PARTITION	
109	5005		50.8x25.4x0.60	1.000 1.100	<b>XL</b>	SINGLE PARTITION	
110	5005A		50.8x25.4x0.63	1.100 1.200	<b>L</b>	SINGLE PARTITION	
111	5006		50.8x25.4x0.68	1.200 1.300	<b>M</b>	SINGLE PARTITION	
112	5006A		50.8x25.4x0.68	1.300 1.400	<b>M</b>	SINGLE PARTITION	
113	5007		50.8x25.4x0.86	1.400 1.500	<b>H</b>	SINGLE PARTITION	
114	5012		48x24	1.050 1.100	<b>XL</b>	DOUBLE PARTITION	
115	5012A		48x24	1.100 1.200	<b>L</b>	DOUBLE PARTITION	
116	5013		48x24	1.200 1.300	<b>M</b>	DOUBLE PARTITION	
117	5014		48x24x0.64	1.300 1.500	<b>M</b>	DOUBLE PARTITION	




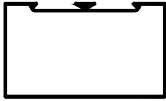

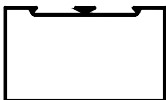
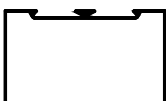
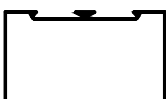
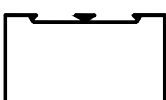
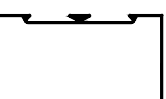
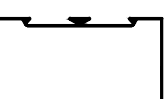
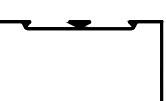
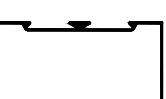
# MALABAR EXTRUSIONS PVT. LTD.

**10**

SL: NO	SEC: NO	SECTION	SIZE	WEIGHT KG/12'		PROFILE NAME	REMARKS
118	5015		50.8x25.4	1.050 1.100	<b>XL</b>	DOUBLE PARTITION	
119	5016		50.8x25.4	1.100 1.200	<b>L</b>	DOUBLE PARTITION	
120	5016A		50.8x25.4	1.200 1.300	<b>M</b>	DOUBLE PARTITION	
121	5017A		50.8x25.4	1.400 1.500	<b>M</b>	DOUBLE PARTITION	
122	5017		50.8x25.4x0.72	1.500 1.600	<b>H</b>	DOUBLE PARTITION	
123	5018		50.8x25.4x0.78	1.600 1.700	<b>H</b>	DOUBLE PARTITION	
124	5020		63x37x0.65	1.500 1.600	<b>XL</b>	SINGLE PARTITION	
125	5020A		63x37x0.65	1.600 1.700	<b>L</b>	SINGLE PARTITION	
126	5020B		63x37x0.65	1.700 1.800	<b>L</b>	SINGLE PARTITION	
127	5021		63x37x0.76	1.800 2.000	<b>M</b>	SINGLE PARTITION	
128	5022		63x37x0.94	2.000 2.200	<b>M</b>	SINGLE PARTITION	
129	5024		63x37x1.08	2.200 2.500	<b>H</b>	SINGLE PARTITION	
130	5025		63x37x1.31	2.500 3.000	<b>H</b>	SINGLE PARTITION	

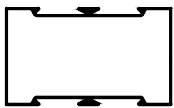
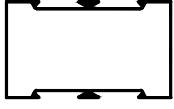

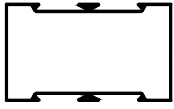
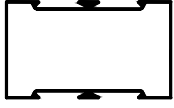
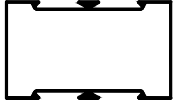
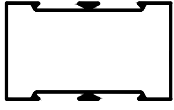
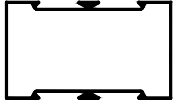
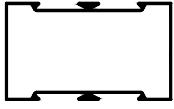
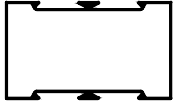



# MALABAR EXTRUSIONS PVT. LTD.

**11**

SL: NO	SEC: NO	SECTION	SIZE	WEIGHT KG/12'		PROFILE NAME	REMARKS
131	5026		63.5x38.1x0.68	1.500 1.600	<b>L</b>	SINGLE PARTITION	
132	5026A		63.5x38.1x0.68	1.600 1.700	<b>L</b>	SINGLE PARTITION	
133	5027		63.5x38.1x0.72	1.700 1.800	<b>M</b>	SINGLE PARTITION	
134	5027A		63.5x38.1x0.72	1.800 1.900	<b>M</b>	SINGLE PARTITION	
135	5027B		63.5x38.1x0.80	1.900 2.000	<b>M</b>	SINGLE PARTITION	
136	5028		63.5x38.1x0.88	2.000 2.200	<b>H</b>	SINGLE PARTITION	
137	5028A		63.5x38.1x1.11	2.400 2.600	<b>H</b>	SINGLE PARTITION	
138	5028B		63.5x38.1x1.22	2.600 2.800	<b>H</b>	SINGLE PARTITION	
139	5029		63.5x38.1x1.42	3.000 3.200	<b>H</b>	SINGLE PARTITION	
140	5030		63x37	1.500 1.600	<b>XL</b>	DOUBLE PARTITION	
141	5030A		63x37	1.600 1.700	<b>L</b>	DOUBLE PARTITION	
142	5031		63x37x0.65	1.700 1.900	<b>L</b>	DOUBLE PARTITION	
143	5032		63x37x0.79	1.900 2.200	<b>H</b>	DOUBLE PARTITION	


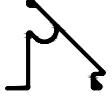







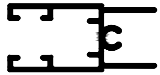
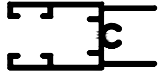


## MALABAR EXTRUSIONS PVT. LTD.

12

SL: NO	SEC: NO	SECTION	SIZE	WEIGHT KG/12'		PROFILE NAME	REMARKS
144	5034		63x37x0.95	2.200 2.500	<b>H</b>	DOUBLE PARTITION	
145	5036		63x37x1.18	2.750 3.000	<b>H</b>	DOUBLE PARTITION	
146	5037		63.5x38.1x0.61	1.600 1.700	<b>L</b>	DOUBLE PARTITION	
147	5037A		63.5x38.1x0.61	1.700 1.850	<b>M</b>	DOUBLE PARTITION	
148	5037B		63.5x38.1x0.74	1.850 1.950	<b>M</b>	DOUBLE PARTITION	
149	5038		63.5x38.1x0.78	1.950 2.200	<b>M</b>	DOUBLE PARTITION	
150	5039		63.5x38.1x0.91	2.200 2.400	<b>H</b>	DOUBLE PARTITION	
151	5039A		63.5x38.1x1.05	2.500 2.700	<b>H</b>	DOUBLE PARTITION	
152	5039B		63.5x38.1x1.14	2.700 2.900	<b>H</b>	DOUBLE PARTITION	
153	5040		63.5x38.1x1.44	3.000 3.300	<b>H</b>	DOUBLE PARTITION	
154	5045		50x50x2.35	4.750 5.250	<b>H</b>	CORNER SECTION	
155	5046		45x45x1.80	3.650 4.150	<b>H</b>	CORNER SECTION	
156	5053		18.75x17.23	0.180 0.220	<b>XL</b>	GLAZING CLIP	

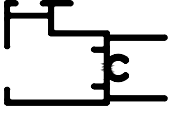
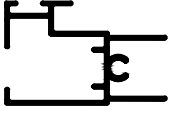











# MALABAR EXTRUSIONS PVT. LTD.

**13**

SL: NO	SEC: NO	SECTION	SIZE	WEIGHT KG/12'		PROFILE NAME	REMARKS
157	5054		18.75x17.23	0.220 0.270	<b>L</b>	GLAZING CLIP	
158	5055		18.75x17.23	0.270 0.310	<b>M</b>	GLAZING CLIP	
159	5056		18.75x17.23x0.69	0.310 0.400	<b>M</b>	GLAZING CLIP	
160	5057		31.5x17.4x0.79	0.500 0.550	<b>M</b>	GLAZING CLIP	
161	5058		31.5x17.4x1.00	0.600 0.650	<b>H</b>	GLAZING CLIP	
162	5059		31x17.7x1.10	0.580 0.650	<b>H</b>	GLAZING CLIP	
163	5060		44.46x3.19	0.480 0.500	<b>XL</b>	GLAZING PLATE	
164	5061		44.46x3.19	0.500 0.550	<b>L</b>	GLAZING PLATE	
165	5062		44.46x3.29x0.6	0.550 0.600	<b>M</b>	GLAZING PLATE	
166	5104		31.6x14.3x0.7	0.700 0.800	<b>L</b>	HANDLE 13/15 SERIES	
167	5105		31.6x14.3x0.8	0.800 0.900	<b>M</b>	HANDLE 13/15 SERIES	
168	5106		32x14.65x0.9	0.900 1.000	<b>H</b>	HANDLE 13/15 SERIES	
169	5110		31.6x14.3x0.7	0.800 0.900	<b>L</b>	INTER LOCK 13/15 SERIES	


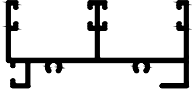
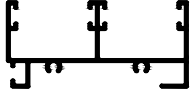
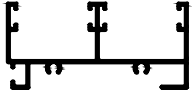
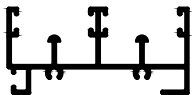
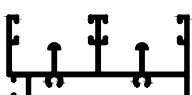
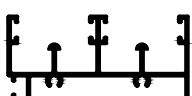
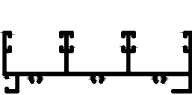
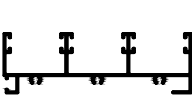

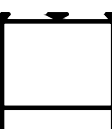
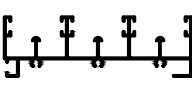
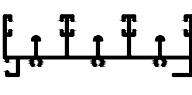
# MALABAR EXTRUSIONS PVT. LTD.

**14**

SL: NO	SEC: NO	SECTION	SIZE	WEIGHT KG/12'		PROFILE NAME	REMARKS
170	5111		31.6x14.3x0.8	0.900 1.000	<b>M</b>	INTER LOCK 13/15 SERIES	
171	5113		31.6x14.3x0.9	1.000 1.200	<b>H</b>	INTER LOCK 13/15 SERIES	
172	5125		47.52x44.46x0.87	1.900 2.000	<b>M</b>	DOOR MIDDLE DOUBLE	
173	5125A		47.52x44.46x0.87	2.000 2.200	<b>M</b>	DOOR MIDDLE DOUBLE	
174	5127		47.52x44.46x1.11	2.400 2.500	<b>H</b>	DOOR MIDDLE DOUBLE	
175	5130		49.91x44.46x0.98	2.250 2.350	<b>H</b>	DOOR MIDDLE DOUBLE	
176	5135		47.45x44.46x0.89	1.800 1.900	<b>L</b>	DOOR VERTICAL	
177	5135A		47.45x44.46x0.89	1.900 2.150	<b>M</b>	DOOR VERTICAL	
178	5136		47.45x44.46x1.07	2.350 2.450	<b>H</b>	DOOR VERTICAL	
179	5137		47.45x44.46x1.17	2.500 2.700	<b>H</b>	DOOR VERTICAL	
180	5138		47.45x44.46x1.47	3.000 3.100	<b>H</b>	DOOR VERTICAL	
181	5144		47.52x44.46x0.90	1.900 2.000	<b>M</b>	DOOR MIDDLE SINGLE	
182	5145		47.52x44.46x1.00	2.000 2.200	<b>H</b>	DOOR MIDDLE SINGLE	




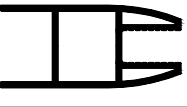



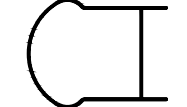

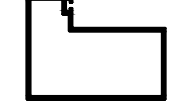
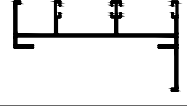
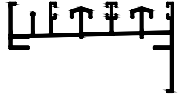

# MALABAR EXTRUSIONS PVT. LTD.

**15**

SL: NO	SEC: NO	SECTION	SIZE	WEIGHT KG/12'	H	PROFILE NAME	REMARKS
183	5146		47.52x44.46x1.25	2.400 2.600	<b>H</b>	DOOR MIDDLE SINGLE	
184	5152		62x29.5x1.10	1.900 2.100	<b>M</b>	2 TRACK TOP & SIDE	
185	5152A		62x29.5x1.20	2.200 2.400	<b>H</b>	2 TRACK TOP & SIDE	
186	5153		62x29.7x1.6	2.650 2.750	<b>H</b>	2 TRACK TOP & SIDE	
187	5157		62x29.5x1.15	2.600 2.700	<b>H</b>	2 TRACK BOTTOM	
188	5157A		62x29.5x1.18	2.700 2.800	<b>H</b>	2 TRACK BOTTOM	
189	5158		62x29.7x1.6	3.000 3.150	<b>H</b>	2 TRACK BOTTOM	
190	5162		92x29.5x1.00	2.800 3.000	<b>H</b>	3 TRACK TOP & SIDE	
191	5163		92x29.5x1.20	3.200 3.400	<b>H</b>	3 TRACK TOP & SIDE	
192	5166		47.52x44.46x.90	1.900 2.000	<b>M</b>	DOOR TOP	
193	5166A		47.52x44.46x1.00	2.000 2.200	<b>H</b>	DOOR TOP	
194	5167		92x29.5x0.88	2.800 3.000	<b>H</b>	3 TRACK BOTTOM	
195	5167A		92x29.5x1.2	3.700 3.900	<b>H</b>	3 TRACK BOTTOM	

# MALABAR EXTRUSIONS PVT. LTD.











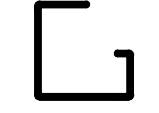


**16**

SL: NO	SEC: NO	SECTION	SIZE	WEIGHT KG/12'		PROFILE NAME	REMARKS
196	5171		83x44.5x1.00	2.700 2.800	<b>M</b>	DOOR BOTTOM	
197	5172		83x44.5x1.04	2.800 3.000	<b>H</b>	DOOR BOTTOM	
198	5173		83x44.5x1.13	3.000 3.500	<b>H</b>	DOOR BOTTOM	
199	5174		88x40x1.7	4.500 5.000	<b>H</b>	TWIN STYLE BOTTOM	
200	5175		88x40x1.8	5.000 6.000	<b>H</b>	TWIN STYLE BOTTOM	
201	5178		95.25x44.46x0.98	2.900 3.100	<b>M</b>	DOOR BOTTOM	
202	5180		35x17.5	1.550 1.650	<b>H</b>	DOOR GEAR	
203	5181		70x55x1.00	2.100 2.300	<b>M</b>		
204	5182		80x47x1.00	2.300 2.500	<b>M</b>		
205	5190		68x50.7x1.9	4.400 4.600	<b>H</b>		
206	5193		100.2x55x1.6	4.500 4.700	<b>H</b>		
207	5195		100.2x55x1.6	5.400 5.600	<b>H</b>		
208	5601		25x18x0.75	0.300 0.400	<b>XL</b>	WATER CHANNEL (J NALI)	













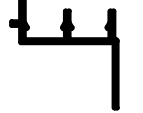
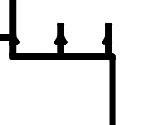

# MALABAR EXTRUSIONS PVT. LTD.

**17**

SL: NO	SEC: NO	SECTION	SIZE	WEIGHT KG/12'		PROFILE NAME	REMARKS
209	5602		25.4x12x1.00	0.380 0.450	<b>XL</b>	WATER CHANNEL (J NALI)	
210	5602A		25.4x12x1.06	0.450 0.550	<b>L</b>	WATER CHANNEL (J NALI)	
211	5603		38.5x18x1.50	0.825 0.950	<b>M</b>	WATER CHANNEL (J NALI)	
212	5604		56.5x15.5x2.4	1.350 1.450	<b>H</b>	DOOR STEP	
213	5605		31.4x3.3x0.95	0.500 0.600	<b>H</b>	DOOR STEP	
214	5607		36.7x19x1.17	1.000 1.200	<b>H</b>	HADDI F	
215	5608		38.1x12.5x1.8	0.700 0.800	<b>H</b>	DOOR STEP	
216	5610		24x12.7x1.00	1.000 1.200	<b>H</b>	HADDI H	
217	5613		17x8x1.10	0.450 0.550	<b>H</b>		
218	5615		24.5x24.5x2.32	1.600 1.700	<b>H</b>	G SECTION	
219	5616		40x40x2.3	2.800 3.000	<b>H</b>	G SECTION	
220	5618		24x5.2	0.350 0.400	<b>H</b>	HALF ROUND FLAT	
221	5620		24.5x4.6	0.670 0.770	<b>H</b>	HALF ROUND FLAT	














# MALABAR EXTRUSIONS PVT. LTD.

**18**

SL: NO	SEC: NO	SECTION	SIZE	WEIGHT KG/12'		PROFILE NAME	REMARKS
222	5625		22x4x0.6	0.200 0.250	L	CHABI GOLA	
223	5627		31x5	0.230 0.280	L	CHABI GOLA	
224	5628		30x5.2x1.5	0.700 0.800	H	CHABI GOLA	
225	5635		30x9.2x0.64	0.300 0.400	M	GUDDU GOLA	
226	5637		30x9.2x1.2	0.600 0.700	H	GUDDU GOLA	
227	5642		52x14.5x1.3	1.600 1.700	H	TANGA BEAT	
228	5651		24x6	0.575 0.650	L	HINGES	
229	5652		25x6.5x1.9	0.630 0.680	M	HINGES	
230	5655		51x24x1.6	1.375 1.500	H		
231	5670		39x7.2x1.3	1.000 1.150	H		
232	5672		43.5x44.9x1.7	2.000 2.200	H		
233	5673		50.9x43.5x2.5	2.800 3.000	H		
234	5675		50.2x7x2.00	1.300 1.450	H		










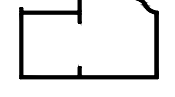



# MALABAR EXTRUSIONS PVT. LTD.

**19**

SL: NO	SEC: NO	SECTION	SIZE	WEIGHT KG/12'		PROFILE NAME	REMARKS
235	5677		50x6.6x1.00	0.900 1.000	<b>H</b>		
236	5681		44.1x25.7x1.00	1.150 1.300	<b>L</b>		
237	5683		5.5	0.130 0.160	<b>XL</b>		
238	7002		41.9x23x0.60	0.700 0.750	<b>L</b>	KITCHEN SECTION (6 MM LEG)	
239	7003		41.9x23x0.66	0.750 0.850	<b>L</b>	KITCHEN SECTION (6 MM LEG)	
240	7004		41.9x23x0.75	0.850 0.950	<b>M</b>	KITCHEN SECTION (6 MM LEG)	
241	7005		41.9x23x0.84	0.950 1.200	<b>H</b>	KITCHEN SECTION (6 MM LEG)	
242	7006		41.9x23x0.98	1.200 1.350	<b>H</b>	KITCHEN SECTION (6 MM LEG)	
243	7007		38.9x23x0.76	0.750 0.850	<b>L</b>	KITCHEN SECTION (3 MM LEG)	
244	7008		38.9x23x0.86	0.850 0.950	<b>M</b>	KITCHEN SECTION (3 MM LEG)	
245	7009		46.5x23.4x0.67	0.750 0.850	<b>L</b>	KITCHEN SECTION (10 MM LEG)	
246	7010		46.5x23.4x0.80	0.950 1.050	<b>M</b>	KITCHEN SECTION (10 MM LEG)	
247	7011		40.4x23.4x0.76	0.850 0.950	<b>M</b>	KITCHEN SECTION	




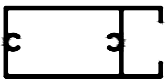
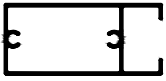
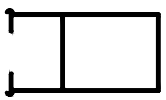
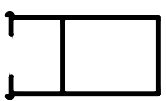
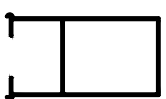
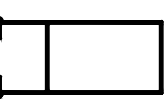
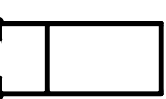
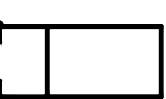


## MALABAR EXTRUSIONS PVT. LTD.

20

SL: NO	SEC: NO	SECTION	SIZE	WEIGHT KG/12'		PROFILE NAME	REMARKS
248	7012		40.4x23.4x1.03	1.100 1.300	<b>H</b>	KITCHEN SECTION	
249	7013		66x32.5x0.71	1.100 1.200	<b>XL</b>	SHOWCASE	
250	7013A		66x32.5x0.71	1.200 1.350	<b>L</b>	SHOWCASE	
251	7014		66x32.5x0.78	1.350 1.500	<b>M</b>	SHOWCASE	
252	7015		66x32.5x0.83	1.500 1.650	<b>H</b>	SHOWCASE	
253	7020		49.4x21x0.81	1.000 1.100	<b>L</b>	CABINET SECTION	
254	7020A		49.4x21x0.91	1.100 1.250	<b>M</b>	CABINET SECTION	
255	7021		49.4x21x1.05	1.350 1.450	<b>H</b>	CABINET SECTION	
256	7023		75x30.5x1.00	2.200 2.400	<b>M</b>		
257	7024		78.5x58x1.30	3.500 3.700	<b>H</b>		
258	7025		19.3x9.3x0.83	0.280 0.350	<b>H</b>	WIPER SECTION	
259	7031		10x10	0.080 0.100	<b>XL</b>	FL.ANGLE	
260	7032		12x12x0.6	0.120 0.170	<b>XL</b>	FL.ANGLE	

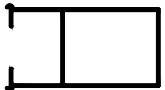
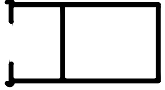
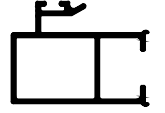
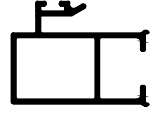
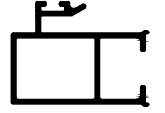
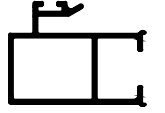



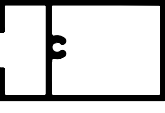
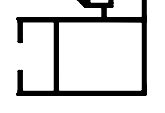


# MALABAR EXTRUSIONS PVT. LTD.


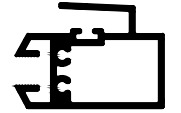

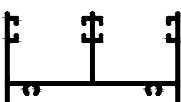

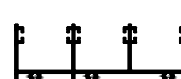







**21**




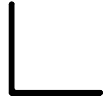







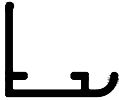

SL: NO	SEC: NO	SECTION	SIZE	WEIGHT KG/12'		PROFILE NAME	REMARKS
261	7034		15x15x0.6	0.150 0.200	<b>XL</b>	FL. ANGLE	
262	7036		18x18x0.6	0.190 0.250	<b>XL</b>	FL. ANGLE	
263	7039		25x25x0.75	0.300 0.400	<b>L</b>	FL. ANGLE	
264	7040		40x18x0.60	0.800 0.900	<b>L</b>		
265	7041		40x18x0.69	0.900 1.000	<b>M</b>		
266	7042		39x20x0.66	0.750 0.800	<b>L</b>	HANDLE (20 MM SERIES)	
267	7042A		39x20x0.66	0.800 0.900	<b>L</b>	HANDLE (20 MM SERIES)	
268	7043		39x20x0.73	0.900 1.000	<b>M</b>	HANDLE (20 MM SERIES)	
269	7044		46x20x0.67	0.850 0.900	<b>XL</b>	BIG HANDLE (20 MM SERIES)	
270	7044A		46x20x0.76	0.900 1.000	<b>L</b>	BIG HANDLE (20 MM SERIES)	
271	7045		46x20x0.76	1.000 1.100	<b>M</b>	BIG HANDLE (20 MM SERIES)	
272	7046		46x20x0.8	1.100 1.200	<b>M</b>	BIG HANDLE (20 MM SERIES)	
273	7051		39x20x1.19	1.300 1.400	<b>H</b>	HANDLE (20 MM SERIES)	

## MALABAR EXTRUSIONS PVT. LTD.

22

SL: NO	SEC: NO	SECTION	SIZE	WEIGHT KG/12'		PROFILE NAME	REMARKS
274	7051A		39x20x1.24	1.450 1.550	H	HANDLE (20 MM SERIES)	
275	7051B		39x20x1.48	1.700 1.800	H	HANDLE (20 MM SERIES)	
276	7054		39x29x1.15	1.700 1.800	H	INTER LOCK (20 MM SERIES)	
277	7054A		39x29x1.21	1.800 1.900	H	INTER LOCK (20 MM SERIES)	
278	7054B		39x29x1.50	2.000 2.200	H	INTER LOCK (20 MM SERIES)	
279	7055		39x29x1.40	1.950 2.100	H	INTER LOCK (20 MM SERIES)	
280	7056		41x20x1.00	1.200 1.300	M	TOP BOTTOM (20 MM SERIES)	
281	7057		41x20x1.20	1.300 1.500	H	TOP BOTTOM (20 MM SERIES)	
282	7058		41x20x1.50	1.500 1.650	H	TOP BOTTOM (20 MM SERIES)	
283	7062		46x27.5x1.30	2.000 2.200	H		
284	7065		46x37.5x1.30	2.500 2.700	H		
285	7070		80x26.5x1.80	4.200 4.400	H		
286	7075		106.3x54.2x2.2	6.900 7.100	H		














SL: NO	SEC: NO	SECTION	SIZE	WEIGHT KG/12'		PROFILE NAME	REMARKS
287	7077		50.8x25.4x1.73	3.300 3.500	H	<b>DOOR/WINDOW SLIDING HANDLE (25 MM SERIES)</b>	
288	7079		50.8x36x1.75	4.100 4.300	H	<b>DOOR/WINDOW SLIDING INTER LOCK (25 MM SERIES)</b>	
289	7082		69x25.4x1.80	3.750 3.950	H	<b>DOOR/WINDOW RUNNER SECTION (25 MM SERIES)</b>	
290	7084		82.8x44x1.66	4.400 4.600	H	<b>DOOR/WINDOW SLIDING 2 TRACK (25 MM SERIES)</b>	
291	7086		92.6x32x1.70	5.700 5.900	H	<b>DOOR/WINDOW SLIDING 2 TRACK BOTTOM (25 MM SERIES)</b>	
292	7090		123.2x44x1.80	6.600 7.000	H	<b>DOOR/WINDOW SLIDING 3 TRACK TOP (25 MM SERIES)</b>	
293	7092		128x32x1.80	8.400 8.600	H	<b>DOOR/WINDOW SLIDING 3 TRACK BOTTOM (25 MM SERIES)</b>	
294	7100		18x18x0.73	0.250 0.300	M	<b>EQUAL ANGLE</b>	
295	7102		18.2x12x2.00	0.550 0.600	H	<b>ANGLE</b>	
296	7103		22.5x13x3.00	0.950 1.000	H	<b>ANGLE</b>	
297	7104		19.05x19.05x1.59	0.550 0.600	H	<b>EQUAL ANGLE</b>	
298	7105		12.5x12.5x0.80	0.190 0.230	L	<b>EQUAL ANGLE</b>	
299	7106		24x24x0.65	0.300 0.400	L	<b>EQUAL ANGLE</b>	

SL: NO	SEC: NO	SECTION	SIZE	WEIGHT KG/12'		PROFILE NAME	REMARKS
300	7107		24x24x0.90	0.400 0.500	M	EQUAL ANGLE	
301	7108		24x24x1.08	0.500 0.600	H	EQUAL ANGLE	
302	7109		22.5x13x1.5	0.500 0.550	H	ANGLE	
303	7110		25x25x1.69	0.800 0.900	H	EQUAL ANGLE	
304	7111		25x25x2.00	0.950 1.100	H	EQUAL ANGLE	
305	7114		36x24x1.39	0.800 1.000	H	ANGLE	
306	7118		38x38x1.5	1.100 1.200	H	EQUAL ANGLE	
307	7120		38x38x2.55	1.800 2.000	H	EQUAL ANGLE	
308	7121		38x38x3.0	2.150 2.250	H	EQUAL ANGLE	
309	7123		45x45x4.6	3.600 4.000	H	EQUAL ANGLE	
310	7124		45x45x4.9	3.700 4.100	H	EQUAL ANGLE	
311	7201		19x16x1.0	0.400 0.480	M		
312	7202		16x5.5x2.0	0.390 0.430	L		
















# MALABAR EXTRUSIONS PVT. LTD.

**25**

SL: NO	SEC: NO	SECTION	SIZE	WEIGHT KG/12'		PROFILE NAME	REMARKS
313	7203		16x7.2x1.2	0.340 0.390	L		
314	7204		20x16x1.2	0.500 0.600	M		
315	7210		16x6x0.7	0.225 0.300	L		
316	7211		9.8x8.3	0.300 0.400	L		
317	7212		100x25X2.00	4.400 4.600	H		
318	7213		75x15X1.1	1.800 2.000	H		
319	7231		78.5x25X1.17	1.300 1.450	M		
320	9002		12x6	0.675 0.725	H	FLAT BAR	
321	9003		19x3	0.550 0.750	H	FLAT BAR	
322	9004		20x6	1.150 1.250	H	FLAT BAR	
323	9005		20x10	1.950 2.050	H	FLAT BAR	
324	9007		25x3	0.700 0.800	H	FLAT BAR	
325	9009		25x6	1.450 1.550	H	FLAT BAR	










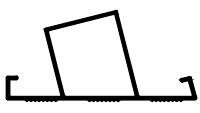


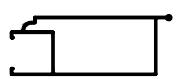
# MALABAR EXTRUSIONS PVT. LTD.







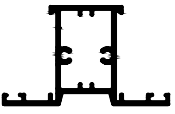
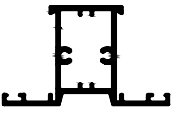
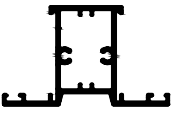
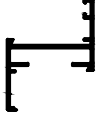
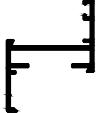
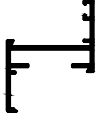
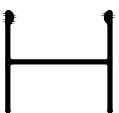
**26**

SL: NO	SEC: NO	SECTION	SIZE	WEIGHT KG/12'	H	PROFILE NAME	REMARKS
326	9011		25x10	2.400 2.500	H	FLAT BAR	
327	9013		25x12	2.900 3.200	H	FLAT BAR	
328	9014		32x6	1.900 2.200	H	FLAT BAR	
329	9015		32x10	3.100 3.200	H	FLAT BAR	
330	9016		38x3	1.100 1.300	H	FLAT BAR	
331	9017		40x6	2.350 2.450	H	FLAT BAR	
332	9019		40x10	3.900 4.000	H	FLAT BAR	
333	9021		40x12	4.700 4.800	H	FLAT BAR	
334	9024		50x6	2.900 3.000	H	FLAT BAR	
335	9026		50x10	4.850 5.000	H	FLAT BAR	
336	9027		50x12	5.900 6.000	H	FLAT BAR	
337	9030		63x6	3.700 3.800	H	FLAT BAR	
338	9031		63x10	6.150 6.250	H	FLAT BAR	

# MALABAR EXTRUSIONS PVT. LTD.

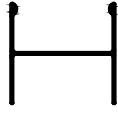
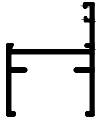
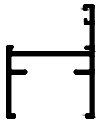
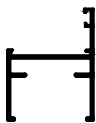


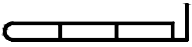
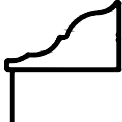




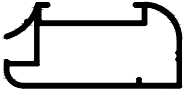
**27**

SL: NO	SEC: NO	SECTION	SIZE	WEIGHT KG/12'		PROFILE NAME	REMARKS
339	9033		63x12	7.300 7.500	H	FLAT BAR	
340	9034		63.5x12.5	7.700 8.000	H	FLAT BAR	
341	9036		75x6	4.350 4.500	H	FLAT BAR	
342	9041		75x10	7.300 7.500	H	FLAT BAR	
343	9105		65x30.6x1.80	2.100 2.300	H	LADDER SECTION	
344	9106		65x30.3x2.85	3.200 3.400	H	LADDER SECTION	
345	9107		65x30.4x2.40	2.800 3.000	H	LADDER SECTION	
346	9108		67x16x2.70	2.050 2.200	H	LADDER SECTION	
347	9109		60x31.5x1.50	1.800 2.000	H	LADDER SECTION	
348	9112		65x30x0.80	1.500 1.700	H	STEP SECTION	
349	9120		23.2x7.7x0.90	0.350 0.450	M	SLOTTED CHANNEL	
350	9121		21x8.5x1.00	0.350 0.450	M	SLOTTED CHANNEL	
351	9148		55x20x0.6	0.950 1.050	L		

SL: NO	SEC: NO	SECTION	SIZE	WEIGHT KG/12'		PROFILE NAME	REMARKS
352	9149		55x20x0.7	1.050 1.150	L		
353	9150		55x20x0.8	1.150 1.300	M		
354	9151		34.5x14x1.3	0.800 1.000	M		
355	9152		30.5x27	1.500 1.700	M		
356	9201		27x19x0.78	0.600 0.700	L		
357	9202		44.5x22x2.00	2.400 2.600	H		
358	9301		57x34x1.40	2.500 2.700	H	<b>MULLION (34 MM SERIES)</b>	
359	9302		57x34x1.50	2.700 2.800	H	<b>MULLION (34 MM SERIES)</b>	
360	9304		57x34x1.60	2.800 3.000	H	<b>MULLION (34 MM SERIES)</b>	
361	9311		43.5x34x1.30	1.500 1.700	H	<b>Z-SECTION (34 MM SERIES)</b>	
362	9312		43.5x34x1.50	1.700 1.900	H	<b>Z-SECTION (34 MM SERIES)</b>	
363	9313		44.5x34x1.30	1.700 1.800	H	<b>Z-SECTION (34 MM SERIES)</b>	
364	9410		22.9x22.1x0.72	0.500 0.600	L		

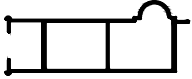

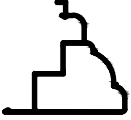
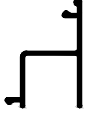





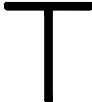



## MALABAR EXTRUSIONS PVT. LTD.

29

SL: NO	SEC: NO	SECTION	SIZE	WEIGHT KG/12'		PROFILE NAME	REMARKS
365	9411		22.9x22.1x0.96	0.600 0.700	M		
366	9417		44x34x1.36	1.700 1.800	H	<b>OUTER FRAME (34 MM SERIES)</b>	
367	9418		44.5x34x1.50	1.800 1.900	H	<b>OUTER FRAME (34 MM SERIES)</b>	
368	9419		44x34x1.60	1.900 2.000	H	<b>OUTER FRAME (34 MM SERIES)</b>	
369	9511		16.2x3.8x0.80	0.160 0.250	L		
370	9512		30x30	7.700 8.500	H		
371	9513		100x20x1.00	1.600 1.800	L		
372	9514		43.5x39.5x0.90	1.050 1.150	L		
373	9514A		43.5x39.5x1.00	1.150 1.300	M		
374	9515		50x44.45x1.45	2.800 3.000	H		
375	9516		50x18x0.94	1.200 1.300	M		
376	9517		50x44.45x1.35	2.700 2.900	H	<b>DOOR VERTICAL</b>	
377	9519		48.3x23.1x1.00	1.500 1.600	H		








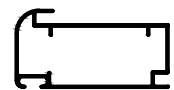
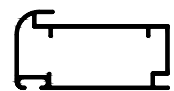

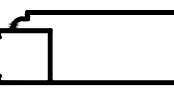
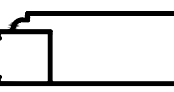
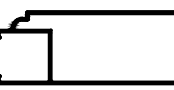
# MALABAR EXTRUSIONS PVT. LTD.

**30**

SL: NO	SEC: NO	SECTION	SIZE	WEIGHT KG/12'		PROFILE NAME	REMARKS
378	9520		70x27x0.80	2.000 2.100	<b>H</b>		
379	9521		47.2x20.35x1.00	1.450 1.650	<b>H</b>		
380	9522		28.15x25.8x0.80	0.700 0.800	<b>M</b>		
381	9523		24.8x17.31x0.80	0.450 0.550	<b>M</b>		
382	9524		43.5x25.5x0.80	0.950 1.050	<b>M</b>		
383	9525		76.5x24.5x1.40	1.600 1.800	<b>H</b>		
384	9526		80.1x29.7x1.40	1.700 1.900	<b>H</b>		
385	9527		34x11x1.50	1.100 1.200	<b>H</b>		
386	9528		6	0.180 0.220	<b>L</b>		
387	9529		22.6x20x1.60	0.650 0.750	<b>H</b>	<b>T-SECTION</b>	
388	9530		89.5x9x0.65	1.400 1.500	<b>L</b>		
389	9531		55x33.3x1.00	1.600 1.700	<b>H</b>		
390	9532		54.2x20.5x0.80	1.200 1.300	<b>H</b>		


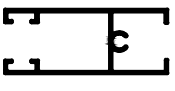
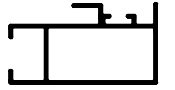

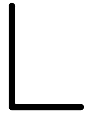








## MALABAR EXTRUSIONS PVT. LTD.

31

SL: NO	SEC: NO	SECTION	SIZE	WEIGHT KG/12'		PROFILE NAME	REMARKS
391	9533 (1062)		50x23.5x1.10	1.700 1.800	<b>H</b>		
392	9534 (1128)		103.5x31x1.10	2.600 2.800	<b>H</b>		
393	9535 (1129)		108.5x31x1.10	2.250 2.500	<b>H</b>		
394	9536 (1130)		52x31x1.10	1.200 1.400	<b>H</b>		
395	9537 (1131)		56x22x1.30	1.200 1.400	<b>H</b>		
396	9538 (1170)		109x54.5x2.30	3.800 4.000	<b>H</b>		
397	9539 (1180)		71.5x17x2.50	2.400 2.600	<b>H</b>		
398	9540 (1189)		42x21.45x0.60	0.900 1.000	<b>XL</b>		
399	9540A (1189A)		42x21.45x0.70	1.000 1.150	<b>L</b>		
400	9541 (1190)		63x25.5x0.80	1.450 1.650	<b>M</b>		
401	9542 (1191)		50x20x0.70	0.950 1.050	<b>L</b>		
402	9542A (1191A)		50x20x0.80	1.050 1.150	<b>M</b>		
403	9542B (1191B)		50x20x0.90	1.150 1.250	<b>M</b>		

# MALABAR EXTRUSIONS PVT. LTD.




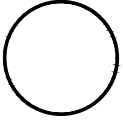

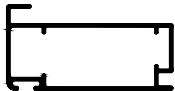
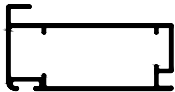






**32**

SL: NO	SEC: NO	SECTION	SIZE	WEIGHT KG/12'		PROFILE NAME	REMARKS
404	9543		23.5x15x0.80	0.475 0.550	<b>M</b>		
405	9544		37.5x15x0.80	0.900 1.000	<b>M</b>		
406	9545		37.5x20.5x0.75	0.950 1.050	<b>M</b>		
407	9546		18x18x1.02	0.325 0.400	<b>H</b>	<b>EQUAL ANGLE</b>	
408	9547		18x12.5x0.70	0.180 0.250	<b>M</b>	<b>ANGLE</b>	
409	9548		25.4x3.45	0.800 0.900	<b>H</b>		
410	9549		22x14x1.12	0.625 0.725	<b>H</b>		
411	9550		29x24	2.080 2.200	<b>H</b>		
412	9551		34.5x13.5x1.82	2.080 2.200	<b>H</b>		
413	9552		38x13x2.65	1.100 1.250	<b>H</b>		
414	9553		69.3x35.5x2.00	3.100 3.300	<b>H</b>		
415	9554		32x27x2.90	2.250 2.400	<b>H</b>		
416	9555		70.7x30.2x2.90	3.900 4.100	<b>H</b>		












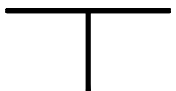



## MALABAR EXTRUSIONS PVT. LTD.

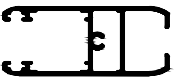
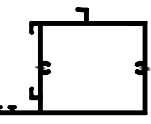
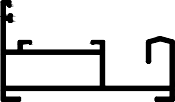

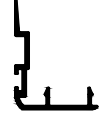






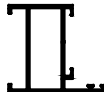

33

SL: NO	SEC: NO	SECTION	SIZE	WEIGHT KG/12'		PROFILE NAME	REMARKS
417	9556		55.5x31.5x2.15	2.950 3.150	<b>H</b>		
418	9557		49.5x9.5x2.05	1.280 1.400	<b>H</b>		
419	9558		60.2x47.2x0.65	1.100 1.300	<b>M</b>		
420	9559		65x0.88	1.750 1.850	<b>H</b>		
421	9560		20.5x1.2	0.800 0.900	<b>H</b>		
422	9561-L		42x21.5x0.70	0.800 0.950	<b>L</b>		
423	9561-M		42x21.5x0.75	0.950 1.050	<b>M</b>		
424	9561-H		42x21.5x0.75	1.050 1.400	<b>H</b>		
425	9562		21.2x9.7x0.80	0.500 0.600	<b>M</b>		
426	9563		44x17.5x0.80	1.150 1.250	<b>H</b>		
427	9564		25x25x1.4	0.550 0.650	<b>H</b>		
428	9565		20.5x12x1.4	0.600 0.700	<b>H</b>		
429	9566		18x18x1.4	0.400 0.500	<b>H</b>		

# MALABAR EXTRUSIONS PVT. LTD.




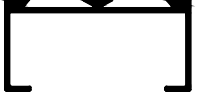



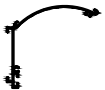





**34**

SL: NO	SEC: NO	SECTION	SIZE	WEIGHT KG/12'		PROFILE NAME	REMARKS
430	9567		40x40x1.8	3.900 4.100	<b>H</b>		
431	9568		32.5x20.5x1.0	3.900 4.100	<b>H</b>		
432	9569		50.4x20.5x1.15	1.450 1.550	<b>H</b>		
433	9570		40x20x1.25	1.400 1.500	<b>H</b>		
434	9571		22.5x9x2.5	0.700 0.800	<b>H</b>		
435	9572		15x1	0.750 0.850	<b>H</b>		
436	9573		28.2x19x1.8	1.350 1.450	<b>H</b>		
437	9574		26x17.3x1.5	0.600 0.700	<b>H</b>		
438	9575		50x23.5x0.8	1.250 1.350	<b>M</b>		
439	9578		100x50x2.00	2.900 3.000	<b>H</b>		
440	9579		27.3x15x1.3	0.900 1.000	<b>H</b>		
441	9580		63x38x0.8	1.550 1.650	<b>M</b>		
442	9581		45x45x1.5	3.000 3.200	<b>H</b>		

SL: NO	SEC: NO	SECTION	SIZE	WEIGHT KG/12'		PROFILE NAME	REMARKS
443	9582		65x27x1.5	3.300 3.500	H		
444	9583		65x40x1.2	2.700 2.900	H		
445	9584		67.4x39x1.3	2.900 3.100	H		
446	9585		32.3x18.5x1.3	0.950 1.050	H		
447	9586		38.5x28.3x1.3	1.050 1.250	H		
448	9588		25.4x25.4x1.5	0.700 0.800	H	EQUAL ANGLE	
449	9589		24x5.3x1.5	0.400 0.500	XL	HINGES	
450	9590		18x11.1	0.450 0.550	H		
451	9591		89.5x6x0.6	1.200 1.300	L	DOOR PARTITION	
452	9592		11.8x9.4x0.6	0.190 0.240	XL	GLAZING CLIP	
453	9593		54x40x1.5	2.600 2.700	H		
454	9594		44x40x1.5	2.400 2.500	H		
455	9595		43.5x25.5x0.72	0.860 0.960	M		




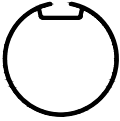




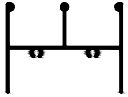



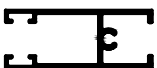
# MALABAR EXTRUSIONS PVT. LTD.

**36**

SL: NO	SEC: NO	SECTION	SIZE	WEIGHT KG/12'		PROFILE NAME	REMARKS
456	9597		63.1x19.2x1	1.720 1.820	<b>M</b>		
457	9598		100.2x25.8x1.1	2.510 2.610	<b>M</b>		
458	9601		56.3x21.5x1.5	2.450 2.650	<b>M</b>		
459	9602		50.8x25.4x.1.2	1.700 1.900	<b>M</b>		
460	9603		15.5x1.5	0.650 0.850	<b>M</b>		
461	9604		24x12.7x1.1	0.800 1.000	<b>M</b>		
462	9605		40x1.00	1.400 1.600	<b>M</b>		
463	9606		78x70.16x1.00	1.900 2.100	<b>M</b>		
464	9610-L		40x18x0.7	0.850 0.950	<b>L</b>		
465	9610		40x18x0.9	0.950 1.200	<b>M</b>		
466	9611		70x18x0.9	2.350 2.550	<b>M</b>		
467	9612		40x22x0.8	0.830 1.030	<b>M</b>		
468	9613		50x21x0.9	1.150 1.350	<b>M</b>		





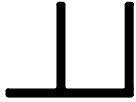








## MALABAR EXTRUSIONS PVT. LTD.




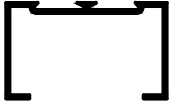









37

SL: NO	SEC: NO	SECTION	SIZE	WEIGHT KG/12'		PROFILE NAME	REMARKS
469	9614		82x28.5x0.9	1.530 1.730	M		
470	9615		49.6x8.8x0.8	0.850 1.050	M		
471	9619		25.7x11.6x1	0.640 0.840	M		
472	9620		ø39x0.8	1.150 1.300	M		
473	9621		ø20.5x1.2	0.890 1.090	M		
474	9625		100x30x1.3	1.760 1.960	M		
475	9626		96.3x17.5x1.1	1.400 1.600	M		
476	9627		26.5x4.4x3.4	0.880 1.080	M		
477	9628		42.5x35x0.8	1.300 1.500	M		
478	9629		68X25.5X0.9	1.350 1.600	M		
479	9629H		68X25.5X0.9	1.600 2.000	H		
480	9633		78x70.16x0.80	0.960 1.160	M		
481	9634		37.5x15x1.19	1.200 1.400	M		

# MALABAR EXTRUSIONS PVT. LTD.



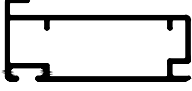








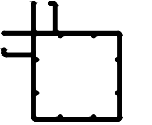

**38**

SL: NO	SEC: NO	SECTION	SIZE	WEIGHT KG/12'		PROFILE NAME	REMARKS
482	9635		18x9.2x0.9	0.380 0.580	M		
483	9636		40x20x6	3.200 3.400	M		
484	9637		9x0.6	0.150 0.350	XL		
485	9638		25x1.54	0.800 1.000	M		
486	9639		21.6x16x1.2	0.600 0.800	M		
487	9640		41x14x1.1	1.250 1.450	M		
488	9641		∅12.7	1.250 1.450	M		
489	9642		∅10	0.750 0.950	M		
490	9643		∅19.8x2.5	1.340 1.540	M		
491	9644		34.2x34.2x1.2	0.790 0.890	M		
492	9645		16x4x1.3	0.250 0.450	L		
493	9646		46.6x16.3x1	1.100 1.200	M		
494	9647		63x25.5x0.73	1.350 1.450	L		

SL: NO	SEC: NO	SECTION	SIZE	WEIGHT KG/12'		PROFILE NAME	REMARKS
495	9648		35.5x34.3x1.5	1.900 2.000	<b>M</b>		
496	9649		6.3X1.45	0.180 0.380	<b>M</b>		
497	9650		15.2x9	0.250 0.300	<b>L</b>		
498	9651		63.5x38.1x2.00	3.210 3.410	<b>M</b>		
499	9652		104.1x3x0.45	1.000 1.200	<b>XL</b>		
500	9653		∅18.5x0.62	0.280 0.340	<b>XL</b>		
501	9654		∅24x0.72	0.400 0.460	<b>XL</b>		
502	9655		∅24x1.02	0.600 0.660	<b>M</b>		
503	9656		∅15x0.45	0.200 0.300	<b>XL</b>		
504	9657		∅22x0.92	0.600 0.700	<b>M</b>		
505	9658		76.2x25.4x0.74	1.450 1.650	<b>L</b>		
506	9659		6.35x6.35x0.45	0.080 0.140	<b>XL</b>		
507	9660		19.05x1.5	0.280 0.480	<b>XL</b>		

# MALABAR EXTRUSIONS PVT. LTD.




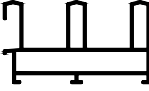
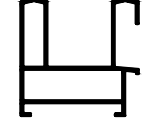
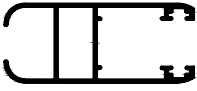
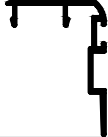
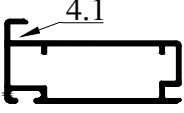
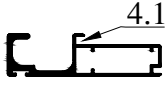


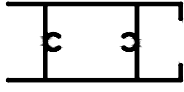
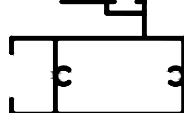
**40**

SL: NO	SEC: NO	SECTION	SIZE	WEIGHT KG/12'		PROFILE NAME	REMARKS
508	9661		25.4x0.98	0.240 0.440	<b>XL</b>		
509	9663		24x24x0.55	0.250 0.300	<b>XL</b>		
510	9664		40x18x0.73	0.950 1.150	<b>L</b>		
511	9665		63x25x0.70 (5mm leg)	1.300 1.500	<b>L</b>		
512	9666		19.05x17x0.75	0.350 0.550	<b>L</b>		
513	9667		42x22.12x0.62	0.900 1.100	<b>L</b>		
514	9668		101.6x25.4x1	2.450 2.650	<b>M</b>		
515	9669		35.9x13.1x1	0.690 0.790	<b>M</b>		
516	9670		39.6x22.2x1	0.850 0.950	<b>M</b>		
517	9671		60x20x0.63	1.000 1.100	<b>L</b>		
518	9672		110x42x1.5	4.68	<b>M</b>		
519	9673		33.9x33.9x0.83	1.12	<b>L</b>		
520	9674		29x9.8	1.31	<b>M</b>		




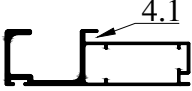
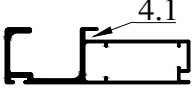
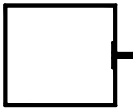


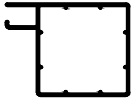



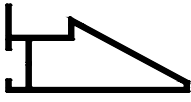


# MALABAR EXTRUSIONS PVT. LTD.

**41**

SL: NO	SEC: NO	SECTION	SIZE	WEIGHT KG/12'		PROFILE NAME	REMARKS
521	9675		19x5	0.93	<b>M</b>		
522	9676		19x4	0.75	<b>M</b>		
523	9677		16.8x23.2x0.5	0.355	<b>XL</b>		
524	9678		79.9x45x1.18	4.17	<b>H</b>		
525	9679		45x45x1.2	2.64	<b>H</b>		
526	9680		65x27.1x1.2	2.63	<b>H</b>		
527	9681		38.7x28.5x1.2	1.08	<b>H</b>		
528	9682		40x19x0.9	0.950 1.200	<b>M</b>		
529	9683		70x19x0.9	2.38	<b>H</b>		
530	9684		24.8x.6	0.350	<b>XL</b>		
531	9685		43.5x19.5x0.9	1.23	<b>M</b>		
532	9686		40x18x0.61	0.800	<b>L</b>		
533	9687		40x26.34x0.7	1.15	<b>M</b>		










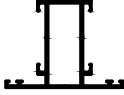
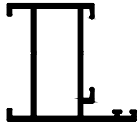

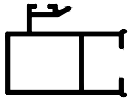
# MALABAR EXTRUSIONS PVT. LTD.

**42**

SL: NO	SEC: NO	SECTION	SIZE	WEIGHT KG/12'		PROFILE NAME	REMARKS
534	9688		35x11x1	0.76	<b>H</b>		
535	9689		72x21.5x0.7	1.750 2.000	<b>M</b>		
536	9689-H		72x21.5x0.7	2.000 2.200	<b>H</b>		
537	9690		74x58x1.3	3.50	<b>H</b>		
538	9691		19.5x10x1.87	0.50	<b>H</b>		
539	9692		38.1x25.4x1.82	1.10	<b>H</b>		
540	9693		33.9x25.4x0.77	0.91	<b>L</b>		
541	9694		71x28.5x1.00	1.71	<b>M</b>		
542	9695		76.5x24.5x1.37	1.61	<b>H</b>		
543	9696		80.1x29.7x1.37	1.71	<b>H</b>		
544	9697		50x24x1.2	1.62	<b>H</b>		
545	9698		18.8X1.35	0.613	<b>H</b>		
546	9699		50.8X25.4X0.96	1.40	<b>H</b>		

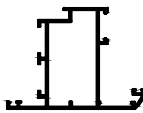



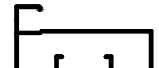




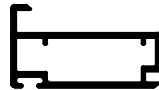


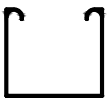
# MALABAR EXTRUSIONS PVT. LTD.

**43**

SL: NO	SEC: NO	SECTION	SIZE	WEIGHT KG/12'		PROFILE NAME	REMARKS
547	9700		27.15X22.5X0.55	0.510 0.580	L		
548	9701		39.9X32X1.81	3.27	H		
549	9702		50X50X2	4.83	H		
550	9703		45X21.5X.75	1.090	M		
551	9704		43.2X19.9X.7	1.00	L		
552	9705		24.7X12.5X1.5	0.87	M		
553	9706		19x7.2x0.7	0.214	L		
554	9707		16x16x0.45	0.275	XL		
555	9708		71x28.8x0.6	1.45	M		
556	9709		54x40x1.4	2.50	H		
557	9710		44x40x1.4	2.31	H		
558	9711		32.3X18.4X1.2	0.91	H		
559	9712		39X29X1	1.49	H		


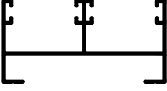
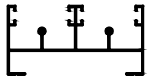
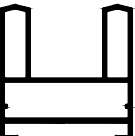
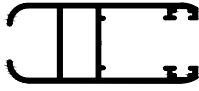
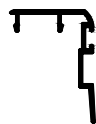

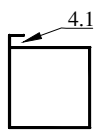
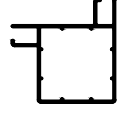
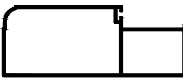



## MALABAR EXTRUSIONS PVT. LTD.

44

SL: NO	SEC: NO	SECTION	SIZE	WEIGHT KG/12'		PROFILE NAME	REMARKS
560	9713		78.5X57.8X1.4	3.98	H		
561	9714		100x15x0.7	1.550 1.700	M		
562	9715		15.2X9X0.6(30°)	0.27	XL		
563	9716		67.5X21.8X0.9	1.67	M		
564	9717		44.7X21.8X0.9	1.26	M		
565	9718		36.5X19.6X0.9	1.12	M		
566	9719		54x20.62x0.75	1.10	L		
567	9720		54x20.7x0.6	0.92	L		
568	9721		99.4x15.1x0.75	1.68	L		
569	9722		40.5x22.6x1.4	1.74	H		
570	9723		23.5x10.5x0.7	0.417	L		
571	9724		19.05x2	0.37	L		
572	9725		26.8x24.2x0.6	0.52	XL		

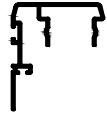
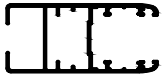
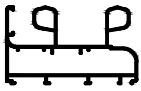

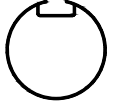




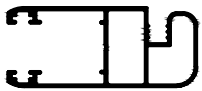



# MALABAR EXTRUSIONS PVT. LTD.

**45**

SL: NO	SEC: NO	SECTION	SIZE	WEIGHT KG/12'		PROFILE NAME	REMARKS
573	9726		50x50x4	3.79	H		
574	9727		62x31.5x0.8	1.53	H		
575	9728		62x31.5x0.7	1.61	H		
576	9729		45x46x1.2	3.09	H		
577	9730		65x27.1x1.4	2.92	H		
578	9731		38.6x28.5x1.2	1.13	H		
579	9732		87x8x0.6	1.21	XL		
580	9733		32x32x.65	0.869	XL		
581	9734		33.9x33.9x0.8	1.09	L		
582	9735		100x38.5x1.14	3.39	H		
583	9736		96.57x33.2x1.27	3.70	H		
584	9737		15x13.8x1	0.44	M		
585	9738		82x25.47x0.83	1.86	H		






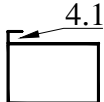



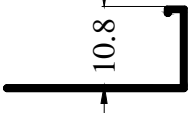
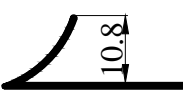
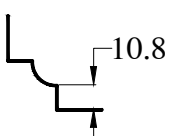
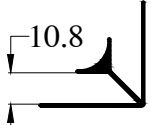
# MALABAR EXTRUSIONS PVT. LTD.

**46**

SL: NO	SEC: NO	SECTION	SIZE	WEIGHT KG/12'		PROFILE NAME	REMARKS
586	9739		45.3x52.4x1.5	2.418	H		
587	9740		83x37.5x1.5	4.66	H		
588	9741		90x53.5x1.5	6.40	H		
589	9742		25.4x31.75x2.05	1.115	H		
590	9743		39x0.6	0.80	L		
591	9744		25x11.4x0.8	0.53	M		
592	9745		15x1.2	0.51	H		
593	9746		70.16x78x0.8	1.50	M		
594	9747		25.4x0.57	0.355	XL		
595	9748		65x27.4x1.05	2.63	H		
596	9749		50x50x2	4.20	H		
597	9750		34x8.9x2.8	1.137	H		
598	9751		60x2	1.30	M		

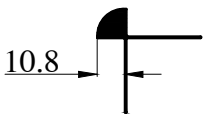


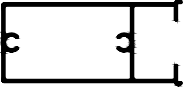
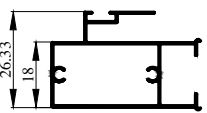




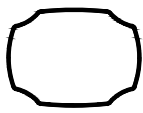
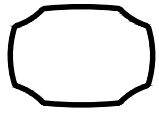
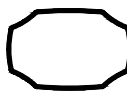

# MALABAR EXTRUSIONS PVT. LTD.

**47**

SL: NO	SEC: NO	SECTION	SIZE	WEIGHT KG/12'		PROFILE NAME	REMARKS
599	9752		29.6x20x2	1.35	H		
600	9753		35.2x26x2.5	2.08	H		
601	9754		50x40x0.8	1.895	H		
602	9755		62.4x66.1x1.8	3.95	H		
603	9756		22.5X22.5x0.5	0.400 0.450	XL		
604	9757		36X28.75x0.69	0.862	L		
605	9758		80X8	6.29	H		
606	9759		16X1.5	0.675	H		
607	9760		16.2x9x1.2	0.37	M		
608	9761		25x11.6x0.8	0.302	L		
609	9762		25X10X0.8	0.294	L		
610	9763		42.6x42.6x0.8	0.630	XL		
611	9764		36x36x0.8	0.850	L		

# MALABAR EXTRUSIONS PVT. LTD.

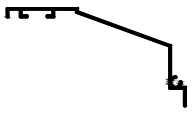









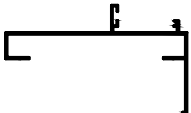
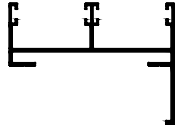
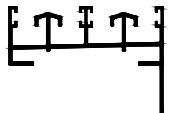
**48**

SL: NO	SEC: NO	SECTION	SIZE	WEIGHT KG/12'		PROFILE NAME	REMARKS
612	9765		40.8x40.8x0.8	1.55	<b>M</b>		
613	9766		80.5x15.4x0.75	1.398	<b>M</b>		
614	9767		40x18x0.71	1.00	<b>M</b>		
615	9768		41x18x0.58	0.803	<b>M</b>		
616	9769		41x18x0.69	1.15	<b>M</b>		
617	9770		12x8x2	0.631	<b>H</b>		
618	9771		27.1x1.1	0.88	<b>H</b>		
619	9772		20x1.1	0.768	<b>H</b>		
620	9773		16.3x6x0.9	0.234	<b>M</b>		
621	9774		38.1x28.1x0.75	0.808	<b>XL</b>		
622	9775		33.2x23.2x0.75	0.688	<b>XL</b>		
623	9776		28.5x18.5x0.75	0.570	<b>XL</b>		
624	9777		49.7x40x2.5	5.22	<b>H</b>		



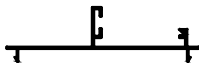

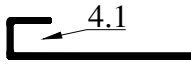



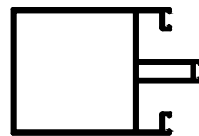

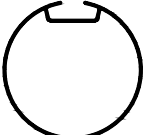



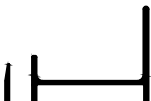
# MALABAR EXTRUSIONS PVT. LTD.

**49**

SL: NO	SEC: NO	SECTION	SIZE	WEIGHT KG/12'		PROFILE NAME	REMARKS
625	9778		82x45x1.00	1.335	<b>M</b>		
626	9779		29x8x2(ID-4.1)	0.834	<b>M</b>		
627	9780		17.3x19x0.58	0.44	<b>L</b>		
628	9781		57.4x10x2.5	1.80	<b>H</b>		
629	9782		60.3x25x1.5	1.47	<b>M</b>		
630	9783		30x25x0.8	0.845	<b>L</b>		
631	9784		20.4x14.4x2.8 (id-5.4)	0.806	<b>H</b>		
632	9785		25.4x14.4x2.8 (id-5.4)	1.09	<b>H</b>		
633	9786		120.8x9.2x0.8	2.475	<b>M</b>		
634	9787		19.3x24.5x2.2	0.976	<b>M</b>		
635	9788		100X60X1.5	3.11	<b>H</b>		
636	9789		75.4x55x1.48	3.12	<b>H</b>		
637	9790		75.4x55x1.47	4.116	<b>H</b>		


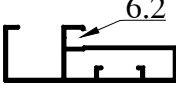
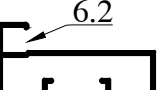






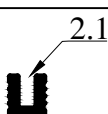


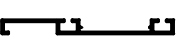
# MALABAR EXTRUSIONS PVT. LTD.

**50**

SL: NO	SEC: NO	SECTION	SIZE	WEIGHT KG/12'		PROFILE NAME	REMARKS
638	9791		75.4x21.5x1	1.235	H		SAJU MANJAPPRA
639	9792		12x12x2	0.789	H		
640	9793		25.4x5.7x0.8	0.279	M		
641	9794		17x19x0.5	0.28	L		
642	9795		15.4x24.7x0.6	0.46	L		
643	9796		25.4x5.7x0.8	0.325	M		
644	9797		86.6x57.6x1.8	5.79	H		
645	9798		39x15.6x1.3	1.514	H		
646	9799		38x0.63	0.800	L		
647	9800		19x19	3.53	H		
648	9801		ø8	0.49	H		
649	9802		ø6.35	0.312	M		
650	9803		35x25x1.2	0.97	H		


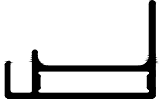

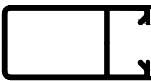


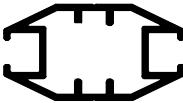
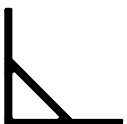
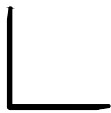




# MALABAR EXTRUSIONS PVT. LTD.

**51**

SL: NO	SEC: NO	SECTION	SIZE	WEIGHT KG/12'		PROFILE NAME	REMARKS
651	9804		34.9x30x1.2	1.098	<b>H</b>		
652	9805		67.5x21.8x1.1	2.057	<b>M</b>		
653	9806		44.7x21.8x1.1	1.534	<b>M</b>		
654	9807		40x13x2.8	1.43	<b>H</b>		
655	9808		5.8x4.7x0.6	0.069	<b>XL</b>		
656	9809		7.8x4.7x0.6	0.080	<b>XL</b>		
657	9810		10.9x5x0.7	0.11	<b>XL</b>		
658	9811		20x10x1	0.556	<b>M</b>		
659	9812		10.9x6x0.9	0.186	<b>L</b>		
660	9813		5.2x5.9x1.5	0.200	<b>L</b>		
661	9814		11.5x4.3x0.9	0.127	<b>L</b>		
662	9815		13.8x13.8x0.9	0.242	<b>L</b>		
663	9816		68.8x5.9x1.03	1.05	<b>M</b>		





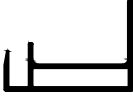
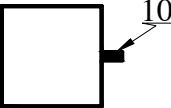




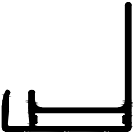
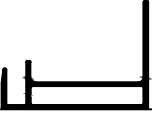

# MALABAR EXTRUSIONS PVT. LTD.

**52**

SL: NO	SEC: NO	SECTION	SIZE	WEIGHT KG/12'		PROFILE NAME	REMARKS
664	9817		72.5x14x1.03	1.59	M		
665	9818		34x22x0.9	0.97	L		
666	9819		17.25x18.6x1	0.638	L		
667	9820		20x41x1	1.25	M		
668	9821		45x45x4.9	4.1	H		
669	9822		70x3.18	2.19	H		
670	9823		35x18.6x1.0	1.30	M		
671	9824		40x40x2	2.10	H		
672	9825		24.8x24.8x0.9	0.419	L		
673	9826		22.05x0.7	0.460	XL		
674	9827		18x0.7	0.37	XL		
675	9828		15x0.7	0.300	XL		
676	9829		40x40x3	2.63	H		

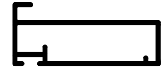




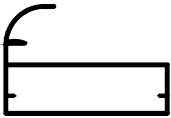

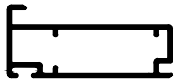
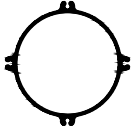


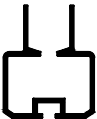

# MALABAR EXTRUSIONS PVT. LTD.

**53**

SL: NO	SEC: NO	SECTION	SIZE	WEIGHT KG/12'		PROFILE NAME	REMARKS
677	9830		42x18x1.9	1.23	<b>H</b>		
678	9831		53.5x40x2	4.31	<b>H</b>		
679	9832		24x8.9x0.9	0.489	<b>L</b>		
680	9833		12.8x5.8	0.421	<b>L</b>		
681	9834		35x25x1.2	1.06	<b>M</b>		
682	9835		50x50x1.15	2.71	<b>H</b>		
683	9836		46x18x1	0.904	<b>M</b>		
684	9837		34.9x30x1.2	1.13	<b>M</b>		
685	9838		20x10 (INNER DIM-18.7X8.5)	0.40	<b>L</b>		
686	9839		5.0	0.194	<b>XL</b>		
687	9840		35x35x1.1	0.369	<b>L</b>		
688	9841		40x29.7x1.2	0.345	<b>L</b>		
689	9842		7.9x5.5x1.2	0.249	<b>L</b>		










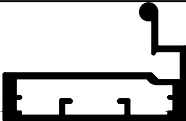



# MALABAR EXTRUSIONS PVT. LTD.

**54**

SL: NO	SEC: NO	SECTION	SIZE	WEIGHT KG/12'	M	PROFILE NAME	REMARKS
690	9843		40x16.9x0.8	0.940	M		
691	9844		60.6x16.9x0.8	1.421	L		
692	9845		47x20x1	1.32	M		
693	9846		45x20x0.8	1.029	L		
694	9847		28.08x27.6x0.8	0.273	L		
695	9848		45x30x0.8	1.175	L		
696	9849		75x19.6x1	2.615	H		
697	9850		45x19.6x1	1.361	H		
698	9851		78x73x1.5	1.288	M		
699	9852		55x50x2.7	5.53	H		
700	9853		19x19x1.5	1.035	H		
701	9854		77x62x2.5	7.31	H		
702	9855		20x18x0.9	0.559	M		


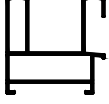








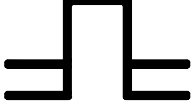


# MALABAR EXTRUSIONS PVT. LTD.

**55**

SL: NO	SEC: NO	SECTION	SIZE	WEIGHT KG/12'		PROFILE NAME	REMARKS
703	9856		40.1x40.1x2	2.36	H		
704	9857		70.x18x0.8	1.865	M		
705	9858		70.x19x0.8	1.88	M		
706	9859		11x8	0.868	H		
707	9860		40x30x2	2.575	H		
708	9861		25x25x2.5	2.189	H		
709	9862		40x25x2	2.377	H		
710	9863		38x38x2	2.812	H		
711	9864		49.8x20.4x1.1	2.262	M		
712	9865		49.8x32.2x1.3	2.631	H		
713	9866		23.3x19.7x1.5	.726	H		
714	9867		42x19.2x1.7	1.365	H		
715	9868		101.6x25.4x0.78	1.900	M		

# MALABAR EXTRUSIONS PVT. LTD.

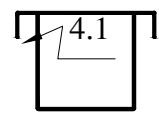
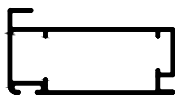
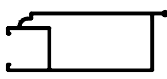
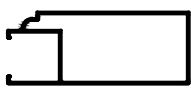
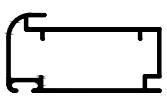







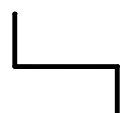
**56**

SL: NO	SEC: NO	SECTION	SIZE	WEIGHT KG/12'		PROFILE NAME	REMARKS
716	9869		101.6x25.4x0.82	2.00	M		
717	9870		45x45x0.85	1.911	M		
718	9871		65x27.1x0.77	1.930	M		
719	9872		38.7x28.5x0.7	0.652	M		
720	9873		68x25.5x0.65	1.250 1.350	L		
721	9874		12x12x0.5	1.42	H		
722	9875		125x25x1.5	2.79	M		
723	9876		103.5x15.4x1.2	2.52	M		
724	9877		41x30x9.5 ( $\phi$ 10)	5.13	H		
725	9878		40x15x1	1.04	M		
726	9879		25.2x14x1	0.662	M		
727	9880		52.2x24.2x1.2	1.88	M		
728	9881		10x8x0.8	0.23	M		






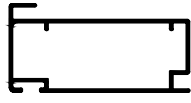


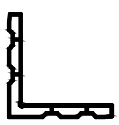






# MALABAR EXTRUSIONS PVT. LTD.

**57**

SL: NO	SEC: NO	SECTION	SIZE	WEIGHT KG/12'		PROFILE NAME	REMARKS
729	9882		31.8x22.5x0.55	0.585		<b>XL</b>	
730	9883		42x21.5x0.52	0.750 0.800		<b>XL</b>	
731	9884		55x20x0.6	0.850 0.900		<b>XL</b>	
732	9885		50x20x0.70	0.850 0.900		<b>XL</b>	
733	9886		42x21.45x0.60	0.800		<b>XL</b>	
734	9887		70x50x2	4.500		<b>H</b>	
735	9888		40x40x5	3.69		<b>H</b>	
736	9889		100x15x0.7	1.450 1.550		<b>L</b>	
737	9890		15.2x6x1	0.25		<b>M</b>	
738	9891		15.2x5.7x1	0.259		<b>M</b>	
739	9892		15.2x7.5x1	0.275		<b>M</b>	
740	9893		50x25x0.6	1.162		<b>M</b>	
741	9894		30x30x0.7	0.437		<b>L</b>	



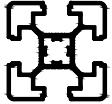


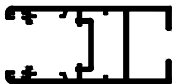
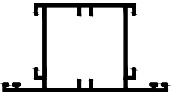



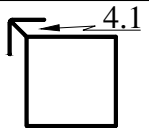
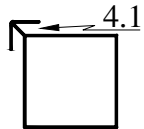
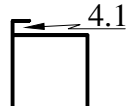
# MALABAR EXTRUSIONS PVT. LTD.

**58**

SL: NO	SEC: NO	SECTION	SIZE	WEIGHT KG/12'		PROFILE NAME	REMARKS
742	9895		5.8x4.7x1.1	0.147	M		
743	9896		7.8x4.7x1.5	0.172	M		
744	9897		10.9x5x1.3	0.197	M		
745	9898		41x20.12x0.62	0.829	L		
746	9899		5.8x6.5	0.139	L		
747	9900		50x50x5	4.68	H		
748	9901		60x60x7.5	3.73	H		
749	9902		60x60x7.5	8.18	H		
750	9903		27x19.1x1.4	1.26	H		
751	9904		101.6x44.45x1.2	3.40	H		
752	9905		38x5	1.87	H		
753	9906		30x8.9 ID-12.2	5.82	H		<b>ALLOY-6061</b>
754	9907		29x3 ID-12.2	4.10	H		<b>ALLOY-6061</b>

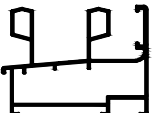

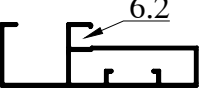

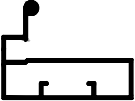
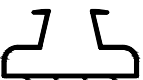


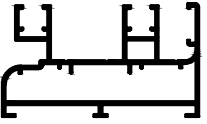




# MALABAR EXTRUSIONS PVT. LTD.

**59**

SL: NO	SEC: NO	SECTION	SIZE	WEIGHT KG/12'		PROFILE NAME	REMARKS
755	9908		50.8x25.4x2.5	3.517	H		
756	9909		9.5x7	0.192	M		
757	9910		45x45x1.2	4.44	M		
758	9911		40x40x1.4	4.41	M		
759	9912		23.5x21.7x0.9	0.631	L		
760	9913		75.2x35x1.8	5.08	M		
761	9914		75x40x1.4	3.35	M		
762	9915		31.2x14.3x1.2	0.629	M		
763	9916		100x10	9.84	H		
764	9917		52.5x36.3x1.8	3.64	H		
765	9918		25x25x0.6	0.717	L		
766	9919		32x32x0.6	0.884	L		
767	9920		25x25x0.6	0.634	XL		

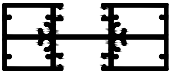


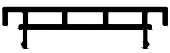
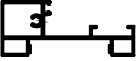
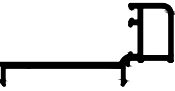

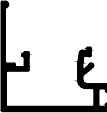


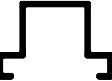


# MALABAR EXTRUSIONS PVT. LTD.

**60**

SL: NO	SEC: NO	SECTION	SIZE	WEIGHT KG/12'		PROFILE NAME	REMARKS
768	9921		66.5x50x1.1	3.83	<b>H</b>		
769	9922		8x6.6x1.2	0.171	<b>L</b>		
770	9923		67.5x21.8x1.03	1.93	<b>M</b>		
771	9924		30.3x24x1.8	1.51	<b>M</b>		
772	9925		44.7x33.7x1.1	1.82	<b>M</b>		
773	9926		26.5x13.5x0.6	0.415	<b>L</b>		
774	9927		45.1x20x1.5	1.57	<b>H</b>		
775	9928		26x10x1.2	0.794	<b>H</b>		
776	9929		90.2x51.02x1.8	7.362	<b>M</b>		
777	9930		16.63x15.8x1	0.618	<b>H</b>		
778	9931		18.7x8.5x0.7	0.392	<b>M</b>		
779	9932		43.79x16.99x0.8	1.145	<b>M</b>		
780	9933		21.6x10.5x0.8	0.530	<b>M</b>		

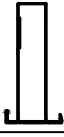
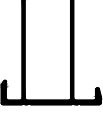
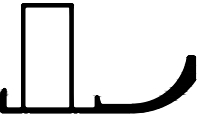


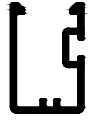
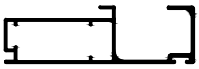

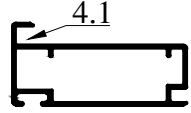




# MALABAR EXTRUSIONS PVT. LTD.

**61**

SL: NO	SEC: NO	SECTION	SIZE	WEIGHT KG/12'		PROFILE NAME	REMARKS
781	9934		75x30x1.2	4.911	H		
782	9935		75x30x1.2	3.73	M		
783	9936		45x7.9x1.2	0.644	M		
784	9937		56x13.9x1.2	1.65	M		
785	9938		72.9x30x1.2	3.217	M		
786	9939		59.9x42x1.3	1.84	M		
787	9940		17.4x13.9x1.2	0.413	M		
788	9941		30x30x1.2	1.16	M		
789	9942		57.5x19.6x0.9	1.237	L		
790	9943		48.3x11.1x0.9	1.087	L		
791	9944		22.5x15x0.9	0.487	M		
792	9945		50x38x1.5	2.518	H		
793	9946		50x38x2	3.319	H		




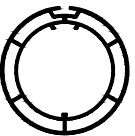

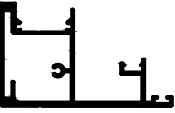






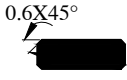
# MALABAR EXTRUSIONS PVT. LTD.

**62**

SL: NO	SEC: NO	SECTION	SIZE	WEIGHT KG/12'		PROFILE NAME	REMARKS
794	9947		41.2x19.5x0.5	0.709	L		
795	9948		21.2x19.5x0.5	0.450	L		
796	9949		38x21.2x0.5	0.874	L		
797	9950		27.15x22.5x0.48	0.440 0.510	XL		
798	9951		21.2x9.7x0.80	0.380 0.500	L		
799	9952		20x30x1.5	1.462	H		
800	9953		72x21.5x0.67	1.550 1.750	L		
801	9954		60x20x0.63	0.950	XL		
802	9955		40x19x0.9	0.850 0.950	L		
803	9956		23x23x0.58	0.250 0.300	XL		
804	9957		45x19.6x1.1	1.308	M		
805	9958		6.8x5.8x2	0.122	L		
806	9959		58.1x28.6x0.8	1.26	M		

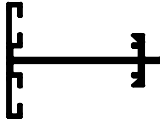






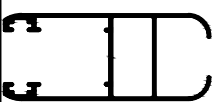

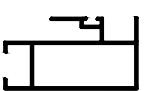

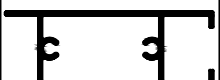
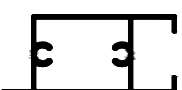
# MALABAR EXTRUSIONS PVT. LTD.

**63**

SL: NO	SEC: NO	SECTION	SIZE	WEIGHT KG/12`		PROFILE NAME	REMARKS
807	9960		37x20x1.2	0.921	M		
808	9961		61.1x8x1.2	1.00	M		
809	9962		80.5x14.7x1.3	1.393	M		
810	9963		70x1.2	5.52	H		
811	9964		73x23x1.2	3.80	H		
812	9965		63.2x38x1.5	3.29	H		
813	9966		57.2x17.5x2	1.72	H		
814	9967		78.5x25x0.9	1.03	L		
815	9968		∅16	2.80	H		
816	9969		12x8.5x0.65	0.174	L		
817	9970		32x19x0.88	0.855	L		
818	9971		50.8x25.4x0.75	1.106	XL		
819	9972		12x4	0.467	M		

# MALABAR EXTRUSIONS PVT. LTD.

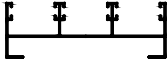
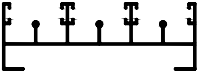
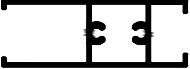



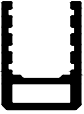


**64**

SL: NO	SEC: NO	SECTION	SIZE	WEIGHT KG/12'		PROFILE NAME	REMARKS
820	9973		42x31.5x1.5	1.45		M	
821	9974		63.8x38.1x0.52	1.467		XL	
822	9975		60.52x29.5x0.84	1.811		M	
823	9976		29.7x20x1	0.795		M	
824	9977		44x20x1.3	2.202		H	
825	9978		45.3x44.3x1.5	4.397		H	
826	9979		127x25.4x0.8	2.384		L	
827	9980		65x27.1x0.96	2.260			
828	9981		45x45x1.01	2.259			
829	9982		50x27x0.98	1.742			
830	9983		50x18x1	1.519			
831	9984		50x18x1.08	1.643			
832	9985		40x18x0.8	1.068			



# MALABAR EXTRUSIONS PVT. LTD.

**65**

SL: NO	SEC: NO	SECTION	SIZE	WEIGHT KG/12'		PROFILE NAME	REMARKS
833	9986		92x31.75x0.89	2.295			
834	9987		92x31.75x0.81	2.494			
835	9988		50x18x1	1.633			
836	9989		25x25	1.687 Kg/m			
837	9990		45.3x20X1.8	1.847			
838	9991		17.9x15.7X1.4	0.754			
839	9992		35x25.5X3	2.496			
840	9993		63.5x38.1x0.82	1.600 1.700	<b>L</b>	RECTANGLE TUBE	
841	9994		78.5x25x1	1.150 Kg/12'			
842							
843							
844							
845							