

“മരം പ്രകൃതിയ്ക്ക് അലൂമിനിയം നിർമ്മിതിക്ക്.....”

CONSERVE THE NATURAL GREENERY

**malabar
&
crystal**

aluminium profiles

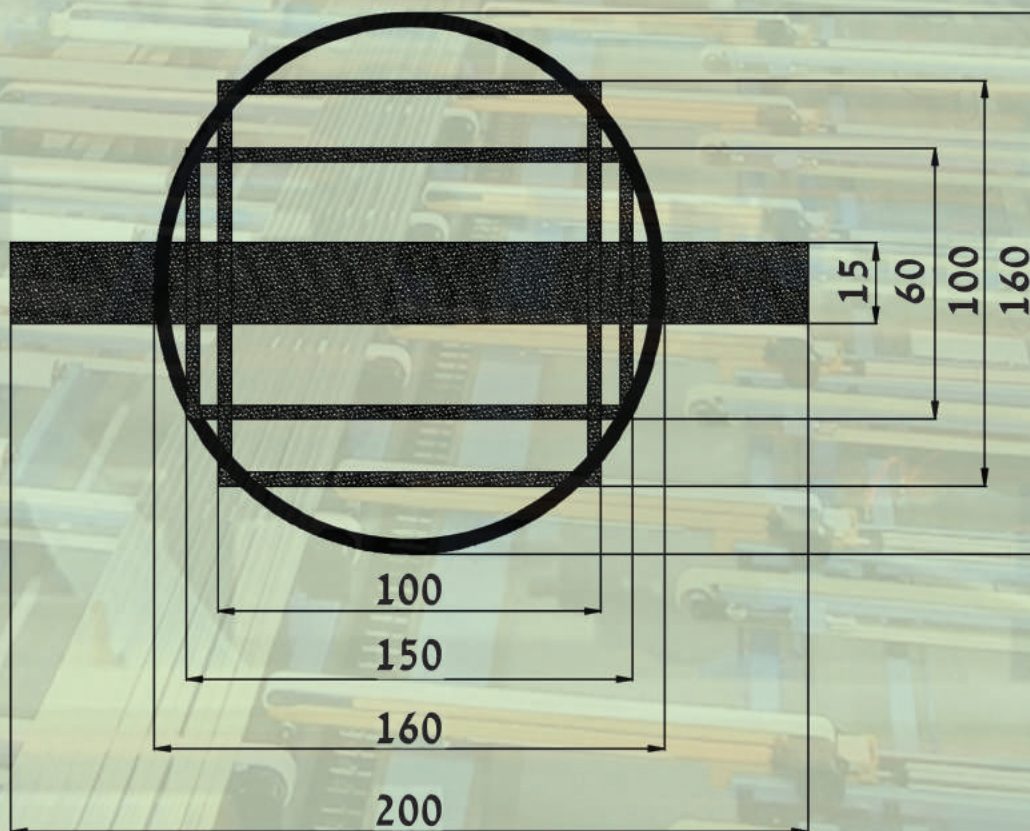
PROTECT OUR ENVIRONMENT

We not only care ourselves but also take care of our surroundings and environment. To discourage destruction of our greenery, we encourage our next generation to make use of Aluminium as preservation of our environment is a national responsibility.
















MAXIMUM EXTRUSION DIMENSIONS

CIRCULAR TUBE	160 mm
SQUARE TUBE	100 mm
RECTANGULAR TUBE	150 x 60 mm
FLAT BAR	200 x 15 mm







MALABAR EXTRUSIONS (P) LTD & CRYSTAL ALUMINIUM PRODUCTS (P) LTD

SL.No.	SEC: NO	SECTION	SIZE	WEIGHT KG/12`		PROFILE NAME	REMARKS
01	2003		9x9	0.130 0.180	XL	U-CHANNEL	
02	2004		9x9x0.6	0.150 0.200	L	U-CHANNEL	
03	2005		9x8x0.78	0.180 0.230	L	U-CHANNEL	
04	2006		9.52x9.52x1.00	0.250 0.300	L	U-CHANNEL	
05	2007		9.52x9.52x1.15	0.300 0.350	M	U-CHANNEL	
06	2008		12x12x0.6	0.200 0.250	L	U-CHANNEL	
07	2010		20x12x0.84	0.350 0.450	H	U-CHANNEL	
08	2014		24.7x12.4x0.75	0.350 0.400	M	C-TRACK	
09	2015		24.7x12.4x0.83	0.400 0.450	M	C-TRACK	
10	2017		24.7x12.4x1.05	0.500 0.550	H	C-TRACK	
11	2022		22x14x0.65	0.350 0.400	L	CURTAIN CHANNEL	
12	2023		22x14x0.71	0.400 0.450	M	CURTAIN CHANNEL	
13	2024		22x12x0.78	0.400 0.450	H	CURTAIN CHANNEL	

KANNANGAYATHU METALS

**CONTACT:
9447149844, 9745830300**



MALABAR EXTRUSIONS (P) LTD & CRYSTAL ALUMINIUM PRODUCTS (P) LTD

SL.No.	SEC:NO	SECTION	SIZE	WEIGHT KG/12'		PROFILE NAME	REMARKS
14	2041		23.5x23.5x0.61	0.280 0.330	XL	T-BULB	
15	2042		23.5x23.5x0.76	0.330 0.400	L	T-BULB	
16	2043		23.5x23.5x0.85	0.400 0.450	M	T-BULB	
17	2044		23.5x23.5x0.96	0.450 0.500	H	T-BULB	
18	2055		22x11x0.6	0.310 0.380	L	DOUBLE GLASS CHANNEL	
19	2056		22x11x0.77	0.380 0.480	M	DOUBLE GLASS CHANNEL	
20	2057		22.3x12.7x0.65	0.360 0.420	M	DOUBLE GLASS CHANNEL	
21	11301		22.3x12.7x0.70	0.400 0.450	H	DOUBLE GLASS CHANNEL	
22	2058		22.3x12.7x0.75	0.420 0.470	H	DOUBLE GLASS CHANNEL	
23	11310		28.2x16.7x1.00	0.700 0.900			
24	3002		18x0.68	0.260 0.300	XL	FLUTED TUBE	
25	3003		18x0.73	0.300 0.350	XL	FLUTED TUBE	
26	3006		18x1.2	0.500 0.550	L	FLUTED TUBE	

KANNANGAYATHU METALS

**CONTACT:
9447149844, 9745830300**





MALABAR EXTRUSIONS (P) LTD & CRYSTAL ALUMINIUM PRODUCTS (P) LTD

SL.No.	SEC:NO	SECTION	SIZE	WEIGHT KG/12'		PROFILE NAME	REMARKS
27	3008		24x0.73	0.360 0.420	XL	FLUTED TUBE	
28	22720		ø24.8x0.64	0.400 0.500	XL	FLUTED TUBE	
29	3017		37x4	3.500 3.750	H	FLUTED TUBE	
30	3018		25x2.2	1.200 1.400	H	FLUTED TUBE	
31	3022		12x0.68	0.160 0.200	XL	PLAIN TUBE	
32	3023		12x0.70	0.200 0.300	L	PLAIN TUBE	
33	3024		ø18	0.270 0.320	L	PLAIN TUBE	
34	3025		18x0.6	0.320 0.400	L	PLAIN TUBE	
35	3026		18x0.77	0.400 0.500	M	PLAIN TUBE	
36	3027		19x1.00	0.550 0.650	H	PLAIN TUBE	
37	3028		24x0.6	0.450 0.550	L	PLAIN TUBE	
38	3030		24x0.87	0.600 0.700	H	PLAIN TUBE	
39	3031		19.05x1.3	0.700 0.800	H	PLAIN TUBE	

KANNANGAYATHU METALS

**CONTACT:
9447149844, 9745830300**














MALABAR EXTRUSIONS (P) LTD & CRYSTAL ALUMINIUM PRODUCTS (P) LTD

SL.No.	SEC:NO	SECTION	SIZE	WEIGHT KG/12'		PROFILE NAME	REMARKS
40	3032		22x1.6	1.000 1.100	H	PLAIN TUBE	
41	3033		22.23x1.00	0.650 0.750	M	PLAIN TUBE	
42	3052		21.6x16x0.75	0.350 0.400	L	GRILL F	
43	3053		21.6x16x0.80	0.400 0.450	M	GRILL F	
44	3054		21.6x16x0.90	0.450 0.500	M	GRILL F	
45	3062		25x11.36x0.93	0.550 0.620	L	MOSQUITO SECTION	
46	3063		25x13x0.88	0.550 0.650	L	MOSQUITO SECTION	
47	3064		25x13x1.10	0.650 0.750	M	MOSQUITO SECTION	
48	33306		25x13x1.07	0.700 0.800	M	MOSQUITO SECTION	
49	3065		25x13x1.45	0.750 0.850	H	MOSQUITO SECTION	
50	33307		25x13x1.33	0.800 0.900	M	MOSQUITO SECTION	
51	33308		25x13x1.50	0.900 1.000	H	MOSQUITO SECTION	
52	3066		46.6x16.3x1.20	1.100 1.300	H	MOSQUITO SECTION	

KANNANGAYATHU METALS

**CONTACT:
9447149844, 9745830300**














**MALABAR EXTRUSIONS (P) LTD
&
CRYSTAL ALUMINIUM PRODUCTS (P) LTD**

SL.No.	SEC:NO	SECTION	SIZE	WEIGHT KG/12'		PROFILE NAME	REMARKS
53	4010		12x12x0.75	0.310 0.360	XL	SQUARE TUBE	
54	4011		12x12x0.8	0.360 0.410	L	SQUARE TUBE	
55	4012		17x17	0.310 0.360	XL	SQUARE TUBE	
56	4013		17x17	0.360 0.420	L	SQUARE TUBE	
57	4014		18.5x18.5x0.91	0.600 0.650	M	SQUARE TUBE	
58	22011		19.05x19.05x0.85	0.600 0.700	L	SQUARE TUBE	
59	4015		22.5x22.5	0.470 0.650	M	SQUARE TUBE	
60	4016		24x24	0.450 0.500	XL	SQUARE TUBE	
61	4017		24x24	0.500 0.550	L	SQUARE TUBE	
62	4018		23x23x0.80	0.700 0.800	H	SQUARE TUBE	
63	22053		25x25x0.95	0.900 0.970	M	SQUARE TUBE	
64	22075		35x35x0.90	1.200 1.300	M	SQUARE TUBE	
65	4020		35x35x0.93	1.250 1.350	M	SQUARE TUBE	

KANNANGAYATHU METALS

**CONTACT:
9447149844, 9745830300**











**MALABAR EXTRUSIONS (P) LTD
&
CRYSTAL ALUMINIUM PRODUCTS (P) LTD**

SL.No.	SEC: NO	SECTION	SIZE	WEIGHT KG/12'		PROFILE NAME	REMARKS
66	4021		36x36x0.65	0.900 1.000	L	SQUARE TUBE	
67	4022		36x36x0.72	1.000 1.100	M	SQUARE TUBE	
68	22076		36x36x0.88	1.200 1.300	M	SQUARE TUBE	
69	22077		38x38x1.00	1.450 1.550	M	SQUARE TUBE	
70	22078		38x38x1.20	1.700 1.770	M	SQUARE TUBE	
71	4024		38x38x1.38	2.000 2.200	H	SQUARE TUBE	
72	22079		38x38x1.50	2.150 2.220	H	SQUARE TUBE	
73	4025		32x32x0.68	0.700 0.800	XL	SQUARE TUBE	
74	4026		32x32x0.70	0.800 0.900	L	SQUARE TUBE	
75	4027		32x32x0.80	0.900 1.000	M	SQUARE TUBE	
76	4028		32x32x0.90	1.000 1.200	H	SQUARE TUBE	
77	22080		50x50x1.50	2.850 2.950	H	SQUARE TUBE	
78	4041		19x12x1.06	0.600 0.750	H	RECTANGLE TUBE	

KANNANGAYATHU METALS

**CONTACT:
9447149844, 9745830300**














**MALABAR EXTRUSIONS (P) LTD
&
CRYSTAL ALUMINIUM PRODUCTS (P) LTD**

SL.No.	SEC: NO	SECTION	SIZE	WEIGHT KG/12`		PROFILE NAME	REMARKS
79	4042		20x10x0.8	0.450 0.500	L	RECTANGLE TUBE	
80	4043		20x10x0.9	0.500 0.600	M	RECTANGLE TUBE	
81	4052		36x24	0.600 0.700	XL	RECTANGLE TUBE	
82	4053		36x24x0.61	0.700 0.800	L	RECTANGLE TUBE	
83	4054		36x24x0.70	0.800 0.900	M	RECTANGLE TUBE	
84	4055		36x24x0.79	0.900 1.000	M	RECTANGLE TUBE	
85	22212		36x24x0.83	0.950 1.000	M	RECTANGLE TUBE	
86	4056		36x24x0.97	1.000 1.200	H	RECTANGLE TUBE	
87	22232		38.1x25.4x0.91	1.100 1.200	L	RECTANGLE TUBE	
88	4057		36x24x1.10	1.200 1.300	H	RECTANGLE TUBE	
89	22234		38.1x25.4x1.10	1.300 1.400	H	RECTANGLE TUBE	
90	4061		38.1x25.4x0.83	1.000 1.200	M	RECTANGLE TUBE	
91	4062		38.1x25.4x1.00	1.200 1.300	H	RECTANGLE TUBE	

KANNANGAYATHU METALS

**CONTACT:
9447149844, 9745830300**














**MALABAR EXTRUSIONS (P) LTD
&
CRYSTAL ALUMINIUM PRODUCTS (P) LTD**

SL.No.	SEC: NO	SECTION	SIZE	WEIGHT KG/12'		PROFILE NAME	REMARKS
92	4065		46.5x23.5x0.81	1.100 1.200	H	RECTANGLE TUBE	
93	4073		48x24x0.68	0.800 0.900	XL	RECTANGLE TUBE	
94	4073A		48x24x0.68	0.900 1.000	L	RECTANGLE TUBE	
95	4074		48x24x0.80	1.000 1.100	M	RECTANGLE TUBE	
96	4074A		48x24x0.80	1.100 1.200	M	RECTANGLE TUBE	
97	4075		48x24x0.95	1.200 1.400	H	RECTANGLE TUBE	
98	4076		50.8x25.4x0.85	1.250 1.350	M	RECTANGLE TUBE	
99	4077		50.8x25.4x1.1	1.600 1.700	H	RECTANGLE TUBE	
100	22255		50.8x25.4x1.20	1.700 1.900	M	RECTANGLE TUBE	
101	22256		50.8x25.4x1.40	1.900 2.000	H	RECTANGLE TUBE	
102	4078		50.8x25.4x1.39	2.000 2.100	H	RECTANGLE TUBE	
103	22257		50.8x25.4x1.50	2.100 2.300	H	RECTANGLE TUBE	
104	4080		60x36x0.81	1.500 1.650	L	RECTANGLE TUBE	

KANNANGAYATHU METALS

**CONTACT:
9447149844, 9745830300**














**MALABAR EXTRUSIONS (P) LTD
&
CRYSTAL ALUMINIUM PRODUCTS (P) LTD**

SL.No.	SEC: NO	SECTION	SIZE	WEIGHT KG/12'		PROFILE NAME	REMARKS
105	4082		60x36x0.91	1.750 1.850	M	RECTANGLE TUBE	
106	22276		63.5x38.1x0.87	1.700 1.800		RECTANGLE TUBE	
107	22277		63.5x38.1x0.92	1.800 2.000	L	RECTANGLE TUBE	
108	4084		63.5x38.1x1.02	1.850 1.950	L	RECTANGLE TUBE	
109	4084A		63.5x38.1x1.02	1.950 2.100	M	RECTANGLE TUBE	
110	22278		63.5x38.1x1.00	2.000 2.200	M	RECTANGLE TUBE	
111	4085		63.5x38.1x1.17	2.100 2.200	H	RECTANGLE TUBE	
112	4085A		63.5x38.1x1.17	2.200 2.300	H	RECTANGLE TUBE	
113	4086		63.5x38.1x1.34	2.300 2.400	H	RECTANGLE TUBE	
114	4086A		63.5x38.1x1.39	2.400 2.600	H	RECTANGLE TUBE	
115	22280		63.5x38.1x1.33	2.650 2.800	H	RECTANGLE TUBE	
116	4087		63.5x38.1x2.00	3.700 3.800	H	RECTANGLE TUBE	
117	22297		101.6x44.45x1.20	3.400 3.600	H	RECTANGLE TUBE	

KANNANGAYATHU METALS

**CONTACT:
9447149844, 9745830300**










MALABAR EXTRUSIONS (P) LTD & CRYSTAL ALUMINIUM PRODUCTS (P) LTD

SL.No.	SEC: NO	SECTION	SIZE	WEIGHT KG/12'		PROFILE NAME	REMARKS
118	22298		101.6x44.45x1.42	4.000 4.300	H	RECTANGLE TUBE	
119	4090		50.2x40x0.80	1.400 1.500	M	LIP SECTION	
120	55019		63x28.5x0.83	1.700 1.900	L	LIP SECTION	
121	4091		71x28.5x1.00	1.900 2.000	L	LIP SECTION	
122	55022		63x28.5x1.10	2.200 2.400	M	LIP SECTION	
123	4091A		71x28.5x1.00	2.000 2.100	M	LIP SECTION	
124	4092		71.2x28x1.39	3.000 3.250	H	LIP SECTION	
125	55006		64x58x1.30	3.500 3.600	H	LIP SECTION	
126	55007		64x58x1.50	3.900 4.000	H	LIP SECTION	
127	55008		64x58x1.70	4.550 4.650	H	LIP SECTION	
128	55009		64x58x2.00	5.200 5.300	H	LIP SECTION	
129	4094		74x58x1.43	3.700 3.900	H	LIP SECTION	
130	4095		75x57.2x1.65	4.500 5.000	H	LIP SECTION	

KANNANGAYATHU METALS

**CONTACT:
9447149844, 9745830300**






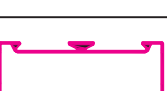


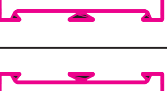
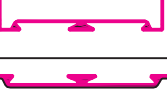



MALABAR EXTRUSIONS (P) LTD & CRYSTAL ALUMINIUM PRODUCTS (P) LTD

SL.No.	SEC: NO	SECTION	SIZE	WEIGHT KG/12'		PROFILE NAME	REMARKS
131	4098		49x10.75x1.75	1.200 1.300	H		
132	4099		48.7x14.1	1.600 1.700	H		
133	4102		37x24.3x0.8	0.900 1.000	M		
134	4123		100x18x1.2	2.650 2.850	H	RECTANGLE TUBE	
135	5002		48x24	1.000 1.100	XL	SINGLE PARTITION	
136	5003		48x24x0.67	1.100 1.250	L	SINGLE PARTITION	
137	5004		48x24x0.81	1.300 1.500	M	SINGLE PARTITION	
138	5005		50.8x25.4x0.60	1.000 1.100	XL	SINGLE PARTITION	
139	5006		50.8x25.4x0.68	1.200 1.300	L	SINGLE PARTITION	
140	5006A		50.8x25.4x0.68	1.300 1.400	M	SINGLE PARTITION	
141	5007		50.8x25.4x0.86	1.400 1.500	H	SINGLE PARTITION	
142	44005		50.8x25.4x1.00	1.650 1.750	H	SINGLE PARTITION	
143	5012		48x24	1.050 1.100	XL	DOUBLE PARTITION	

KANNANGAYATHU METALS

**CONTACT:
9447149844, 9745830300**

MALABAR EXTRUSIONS (P) LTD & CRYSTAL ALUMINIUM PRODUCTS (P) LTD

SL.No.	SEC: NO	SECTION	SIZE	WEIGHT KG/12'		PROFILE NAME	REMARKS
144	5012A		48x24	1.100 1.200	L	DOUBLE PARTITION	
145	5013		48x24	1.200 1.300	M	DOUBLE PARTITION	
146	5014		48x24x0.64	1.300 1.500	M	DOUBLE PARTITION	
147	5015		50.8x25.4	1.050 1.100	XL	DOUBLE PARTITION	
148	5016		50.8x25.4	1.100 1.200	L	DOUBLE PARTITION	
149	5016A		50.8x25.4	1.200 1.300	M	DOUBLE PARTITION	
150	5017A		50.8x25.4	1.400 1.500	M	DOUBLE PARTITION	
151	5017		50.8x25.4x0.72	1.500 1.600	H	DOUBLE PARTITION	
152	5018		50.8x25.4x0.78	1.600 1.700	H	DOUBLE PARTITION	
153	44205		50.8x25.4x1.00	1.850 1.950	M	DOUBLE PARTITION	
154	44206		50.8x25.4x1.30	2.300 2.400	H	DOUBLE PARTITION	
155	5020		63x37x0.65	1.500 1.600	XL	SINGLE PARTITION	
156	5020A		63x37x0.65	1.600 1.700	XL	SINGLE PARTITION	

KANNANGAYATHU METALS

**CONTACT:
9447149844, 9745830300**














MALABAR EXTRUSIONS (P) LTD & CRYSTAL ALUMINIUM PRODUCTS (P) LTD

SL.No.	SEC:NO	SECTION	SIZE	WEIGHT KG/12'		PROFILE NAME	REMARKS
157	5020B		63x37x0.65	1.700 1.800	L	SINGLE PARTITION	
158	5021		63x37x0.76	1.800 1.900	M	SINGLE PARTITION	
159	5022		63x37x0.94	2.000 2.200	H	SINGLE PARTITION	
160	5024		63x37x1.08	2.300 2.500	H	SINGLE PARTITION	
161	5025		63x37x1.31	2.750 3.000	H	SINGLE PARTITION	
162	44009		63.5x38.1x0.60	1.500 1.600	XL	SINGLE PARTITION	
163	026		63.5x38.1x0.68	1.600 1.700	XL	SINGLE PARTITION	
164	027		63.5x38.1x0.72	1.700 1.800	L	SINGLE PARTITION	
165	027A		63.5x38.1x0.72	1.800 1.900	L	SINGLE PARTITION	
166	027B		63.5x38.1x0.80	1.900 2.000	M	SINGLE PARTITION	
167	028		63.5x38.1x0.88	2.000 2.200	M	SINGLE PARTITION	
168	44013		63.5x38.1x1.00	2.100 2.300	M	SINGLE PARTITION	
169	44014		63.5x38.1x1.10	2.300 2.500	H	SINGLE PARTITION	

KANNANGAYATHU METALS

**CONTACT:
9447149844, 9745830300**








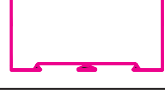
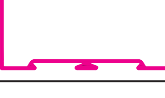


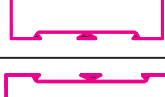

MALABAR EXTRUSIONS (P) LTD & CRYSTAL ALUMINIUM PRODUCTS (P) LTD

SL.No.	SEC: NO	SECTION	SIZE	WEIGHT KG/12'		PROFILE NAME	REMARKS
170	5028A		63.5x38.1x1.11	2.400 2.600	H	SINGLE PARTITION	
171	44015		63.5x38.1x1.20	2.500 2.700	H	SINGLE PARTITION	
172	5028B		63.5x38.1x1.22	2.600 2.800	H	SINGLE PARTITION	
173	44016		63.5x38.1x1.30	2.700 2.900	H	SINGLE PARTITION	
174	5029		63.5x38.1x1.42	3.000 3.200	H	SINGLE PARTITION	
175	44017		63.5x38.1x1.50	3.100 3.300	H	SINGLE PARTITION	
176	44018		63.5x38.1x2.00	4.050 4.250	H	SINGLE PARTITION	
177	44019		63.5x38.1x2.50	5.000 5.200	H	SINGLE PARTITION	
178	44031		101.6x44.45x1.20	3.600 3.800	H	SINGLE PARTITION	
179	44032		101.6x44.45x1.50	4.400 4.600	H	SINGLE PARTITION	
180	44033		101.6x44.45x2.00	5.800 6.000	H	SINGLE PARTITION	
181	5030		63x37	1.500 1.700	XL	DOUBLE PARTITION	
182	5031		63x37x0.65	1.700 1.900	L	DOUBLE PARTITION	

KANNANGAYATHU METALS

**CONTACT:
9447149844, 9745830300**














MALABAR EXTRUSIONS (P) LTD & CRYSTAL ALUMINIUM PRODUCTS (P) LTD

SL.No.	SEC:NO	SECTION	SIZE	WEIGHT KG/12`		PROFILE NAME	REMARKS
183	5032		63x37x0.79	2.000 2.200	H	DOUBLE PARTITION	
184	5034		63x37x0.95	2.300 2.500	H	DOUBLE PARTITION	
185	5036		63x37x1.18	2.750 3.000	H	DOUBLE PARTITION	
186	44209		63.5x38.1x0.61	1.550 1.650	XL	DOUBLE PARTITION	
187	5037		63.5x38.1x0.61	1.650 1.750	XL	DOUBLE PARTITION	
188	5037A		63.5x38.1x0.70	1.750 1.850	L	DOUBLE PARTITION	
189	5037B		63.5x38.1x0.74	1.850 1.950	M	DOUBLE PARTITION	
190	5038		63.5x38.1x0.78	1.950 2.200	H	DOUBLE PARTITION	
191	44213		63.5x38.1x0.90	2.150 2.350	H	DOUBLE PARTITION	
192	5039		63.5x38.1x0.91	2.200 2.400	H	DOUBLE PARTITION	
193	44214		63.5x38.1x1.00	2.350 2.550	H	DOUBLE PARTITION	
194	5039A		63.5x38.1x1.05	2.500 2.700	H	DOUBLE PARTITION	
195	44215		63.5x38.1x1.10	2.550 2.750	H	DOUBLE PARTITION	

KANNANGAYATHU METALS

**CONTACT:
9447149844, 9745830300**








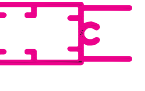
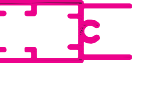
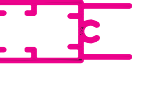

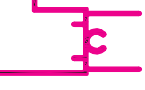
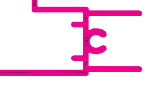
MALABAR EXTRUSIONS (P) LTD & CRYSTAL ALUMINIUM PRODUCTS (P) LTD

SL.No.	SEC: NO	SECTION	SIZE	WEIGHT KG/12'		PROFILE NAME	REMARKS
196	039B		63.5x38.1x1.14	2.700 2.900	H	DOUBLE PARTITION	
197	44216		63.5x38.1x1.20	2.750 2.950	H	DOUBLE PARTITION	
198	040		63.5x38.1x1.44	3.000 3.300	H	DOUBLE PARTITION	
199	44220		63.5x38.1x2.50	5.250 5.450	H	DOUBLE PARTITION	
200	44231		101.6x44.45x1.19	3.800 4.000	H	DOUBLE PARTITION	
201	44232		101.6x44.45x1.47	4.600 4.800	H	DOUBLE PARTITION	
202	045		50x50x2.35	4.750 5.250	H	CORNER SECTION	
203	046		45x45x1.80	3.650 4.150	H	CORNER SECTION	
204	66001		51.6X51.6X2.26	5.400 5.500	L	CORNER SECTION	
205	053		18.75x17.23	0.180 0.220	XL	GLAZING CLIP	
206	054		18.75x17.23	0.220 0.270	L	GLAZING CLIP	
207	055		18.75x17.23	0.270 0.310	M	GLAZING CLIP	
208	056		18.75x17.23x0.69	0.350 0.400	M	GLAZING CLIP	

KANNANGAYATHU METALS

**CONTACT:
9447149844, 9745830300**














MALABAR EXTRUSIONS (P) LTD & CRYSTAL ALUMINIUM PRODUCTS (P) LTD

SL.No.	SEC: NO	SECTION	SIZE	WEIGHT KG/12`		PROFILE NAME	REMARKS
209	5057		31.5x17.4x0.79	0.500 0.550	M	GLAZING CLIP	
210	44821		31.5x17.4x0.90	0.550 0.590	L	GLAZING CLIP	
211	5058		31.5x17.4x1.00	0.600 0.650	H	GLAZING CLIP	
212	5059		31x17.7x1.10	0.580 0.650	H	GLAZING CLIP	
213	5060		44.46x3.19	0.480 0.500	XL	GLAZING PLATE	
214	5061		44.46x3.19	0.500 0.550	L	GLAZING PLATE	
215	5062		44.46x3.29x0.6	0.550 0.600	M	GLAZING PLATE	
216	5104		31.6x14.3x0.7	0.750 0.800	L	HANDLE 13/15 SERIES	
217	5105		31.6x14.3x0.8	0.800 0.900	M	HANDLE 13/15 SERIES	
218	5106		32x14.65x0.9	0.900 1.000	H	HANDLE 13/15 SERIES	
219	5110		31.6x14.3x0.7	0.800 0.900	L	INTER LOCK 13/15 SERIES	
220	5111		31.6x14.3x0.8	0.900 1.000	M	INTER LOCK 13/15 SERIES	
221	5113		31.6x14.3x0.9	1.000 1.200	H	INTER LOCK 13/15 SERIES	

KANNANGAYATHU METALS

**CONTACT:
9447149844, 9745830300**














**MALABAR EXTRUSIONS (P) LTD
&
CRYSTAL ALUMINIUM PRODUCTS (P) LTD**

SL.No.	SEC: NO	SECTION	SIZE	WEIGHT KG/12`		PROFILE NAME	REMARKS
222	5125		47.52x44.46x0.87	1.900 2.000	M	DOOR MIDDLE DOUBLE	
223	5125A		47.52x44.46x0.87	2.000 2.200	M	DOOR MIDDLE DOUBLE	
224	5127		47.52x44.46x1.11	2.400 2.500	H	DOOR MIDDLE DOUBLE	
225	5130		49.91x44.46x0.98	2.250 2.350	H	DOOR MIDDLE DOUBLE	
226	44345		50x44.45x0.90	2.050 2.250	M	DOOR MIDDLE DOUBLE	
227	5135		47.45x44.46x0.89	1.800 1.900	L	DOOR VERTICAL	
228	5135A		47.45x44.46x0.89	1.900 2.150	M	DOOR VERTICAL	
229	44303		47.62x44.45x1.00	2.000 2.300	M	DOOR VERTICAL	
230	5136		47.45x44.46x1.07	2.350 2.450	H	DOOR VERTICAL	
231	5137		47.45x44.46x1.17	2.500 2.700	H	DOOR VERTICAL	
232	5138		47.45x44.46x1.47	3.000 3.100	H	DOOR VERTICAL	
233	44305		50x44.45x1.50	2.900 3.100	H	DOOR VERTICAL	
234	5144		47.52x44.46x0.90	1.900 2.000	M	DOOR MIDDLE SINGLE	

KANNANGAYATHU METALS

**CONTACT:
9447149844, 9745830300**














MALABAR EXTRUSIONS (P) LTD & CRYSTAL ALUMINIUM PRODUCTS (P) LTD

SL.No.	SEC:NO	SECTION	SIZE	WEIGHT KG/12`		PROFILE NAME	REMARKS
235	5145		47.52x44.46x1.00	2.000 2.200	H	DOOR MIDDLE SINGLE	
236	5146		47.52x44.46x1.25	2.400 2.600	H	DOOR MIDDLE SINGLE	
237	44751		45.2x35x0.80	1.300 1.500			
238	44755		62x31.5x0.80	1.500 1.700		TRACK TOP	
239	44760		62x31.5x0.70	1.600 1.800		TRACK BOTTOM	
240	5152		62x29.5x1.10	1.900 2.100	M	2 TRACK TOP & SIDE	
241	5152A		62x29.5x1.20	2.200 2.400	H	2 TRACK TOP & SIDE	
242	44622		62x29.5x1.20	2.300 2.500	H	2 TRACK TOP & SIDE	
243	5153		62x29.7x1.6	2.650 2.750	H	2 TRACK TOP & SIDE	
244	44623		62x29.5x1.50	2.700 2.900	H	2 TRACK TOP & SIDE	
245	44632		62x29.5x1.00	2.200 2.300	H	2 TRACK TOP & SIDE	
246	5157		62x29.5x1.15	2.600 2.700	H	2 TRACK BOTTOM	
247	5157A		62x29.5x1.18	2.700 2.800	H	2 TRACK BOTTOM	

KANNANGAYATHU METALS

**CONTACT:
9447149844, 9745830300**














**MALABAR EXTRUSIONS (P) LTD
&
CRYSTAL ALUMINIUM PRODUCTS (P) LTD**

SL.No.	SEC: NO	SECTION	SIZE	WEIGHT KG/12`		PROFILE NAME	REMARKS
248	5158		62x29.7x1.6	3.000 3.150	H	2 TRACK BOTTOM	
249	44651		92x29.5x1.00	2.750 2.950	H	2 TRACK BOTTOM	
250	5162		92x29.5x1.00	2.800 3.000	H	3 TRACK TOP & SIDE	
251	44652		92x29.5x1.20	3.100 3.300	H	3 TRACK TOP & SIDE	
252	5163		92x29.5x1.20	3.200 3.400	H	3 TRACK TOP & SIDE	
253	5166		47.52x44.46x.90	1.900 2.000	M	DOOR TOP	
254	5166A		47.52x44.46x1.00	2.000 2.200	H	DOOR TOP	
255	44354		50x44.45x1.00	2.000 2.350	M	DOOR TOP	
256	5167		92x29.5x0.88	2.800 3.000	H	3 TRACK BOTTOM	
257	44642		92x29.5x1.00	3.150 3.350	H	3 TRACK BOTTOM	
258	44643		92x29.5x1.20	3.550 3.750	H	3 TRACK BOTTOM	
259	167A		92x29.5x1.2	3.700 3.900	H	3 TRACK BOTTOM	
260	5171		83x44.5x1.00	2.700 2.800	M	DOOR BOTTOM	

KANNANGAYATHU METALS

**CONTACT:
9447149844, 9745830300**














**MALABAR EXTRUSIONS (P) LTD
&
CRYSTAL ALUMINIUM PRODUCTS (P) LTD**

SL.No.	SEC:NO	SECTION	SIZE	WEIGHT KG/12`		PROFILE NAME	REMARKS
261	5172		83x44.5x1.04	2.800 3.000	H	DOOR BOTTOM	
262	5173		83x44.5x1.13	3.000 3.500	H	DOOR BOTTOM	
263	5174		88x40x1.7	4.500 5.000	H	TWIN STYLE BOTTOM	
264	5175		88x40x1.8	5.000 6.000	H	TWIN STYLE BOTTOM	
265	44430		32x39.9x1.81	3.250 3.450	M		
266	5178		95.25x44.46x0.98	2.900 3.100	M	DOOR BOTTOM	
267	44410		95.25x44.45x1.04	3.000 3.200	M	DOOR BOTTOM	
268	44411		95.25x44.45x1.12	3.200 3.400	M	DOOR BOTTOM	
269	44412		95.25x44.45x1.86	4.600 4.750	H	DOOR BOTTOM	
270	44413		95.25x44.45x1.93	5.300 5.500	H	DOOR BOTTOM	
271	5180		35x17.5	1.550 1.650	H	DOOR GEAR	
272	5181		70x55x1.00	2.100 2.300	M		
273	5182		80x47x1.00	2.300 2.500	M		

KANNANGAYATHU METALS

**CONTACT:
9447149844, 9745830300**














**MALABAR EXTRUSIONS (P) LTD
&
CRYSTAL ALUMINIUM PRODUCTS (P) LTD**

SL.No.	SEC:NO	SECTION	SIZE	WEIGHT KG/12`		PROFILE NAME	REMARKS
274	5190		68x50.7x1.9	4.400 4.600	H		
275	5193		100.2x55x1.6	4.500 4.700	H		
276	5195		100.2x55x1.6	5.400 5.600	H		
277	5601		25x18x0.75	0.300 0.400	L	WATER CHANNEL (J NALI)	
278	5602		25.4x12x1.00	0.380 0.450	XL	WATER CHANNEL (J NALI)	
279	5602A		25.4x12x1.06	0.450 0.550	L	WATER CHANNEL (J NALI)	
280	5603		38.5x18x1.50	0.825 0.950	M	WATER CHANNEL (J NALI)	
281	5604		56.5x15.5x2.4	1.350 1.450	H	DOOR STEP	
282	5605		31.4x3.3x0.95	0.500 0.600	H	DOOR STEP	
283	5607		36.7x19x1.17	1.000 1.200	H	HADDI F	
284	5608		38.1x12.5x1.8	0.700 0.800	H	DOOR STEP	
285	5610		24x12.7x1.00	1.000 1.200	H	HADDI H	
286	5613		17x8x1.10	0.450 0.550	H		

KANNANGAYATHU METALS

**CONTACT:
9447149844, 9745830300**


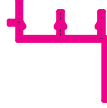
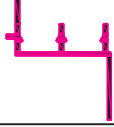










**MALABAR EXTRUSIONS (P) LTD
&
CRYSTAL ALUMINIUM PRODUCTS (P) LTD**

SL.No.	SEC:NO	SECTION	SIZE	WEIGHT KG/12'		PROFILE NAME	REMARKS
287	5615		24.5x24.5x2.32	1.600 1.700	H	G SECTION	
288	5616		40x40x2.3	2.800 3.000	H	G SECTION	
289	5618		24x5.2	0.350 0.400	H	HALF ROUND FLAT	
290	5620		24.5x4.6	0.670 0.770	H	HALF ROUND FLAT	
291	5625		22x4x0.6	0.200 0.250	L	CHABI GOLA	
292	5627		31x5	0.230 0.280	L	CHABI GOLA	
293	5628		30x5.2x1.5	0.700 0.800	H	CHABI GOLA	
294	5635		30x9.2x0.64	0.300 0.400	M	GUDDU GOLA	
295	637		30x9.2x1.2	0.600 0.700	H	GUDDU GOLA	
296	642		52x14.5x1.3	1.600 1.700	H	TANGA BEAT	
297	5651		24x6	0.575 0.650	L	HINGES	
298	5652		25x6.5x1.9	0.630 0.680	M	HINGES	
299	5655		51x24x1.6	1.375 1.500	H		

KANNANGAYATHU METALS

**CONTACT:
9447149844, 9745830300**







MALABAR EXTRUSIONS (P) LTD & CRYSTAL ALUMINIUM PRODUCTS (P) LTD

SL.No.	SEC: NO	SECTION	SIZE	WEIGHT KG/12`		PROFILE NAME	REMARKS
300	5670		39x7.2x1.3	1.000 1.150	H		
301	5672		43.5x44.9x1.7	2.000 2.200	H		
302	5673		50.9x43.5x1.7	2.100 2.300	H		
303	5675		50.2x7x2.00	1.300 1.450	H		
304	5677		50x6.6x1.00	0.900 1.000	H		
305	5681		44.1x25.7x1.00	1.150 1.300	L		
306	5683		5.5	0.130 0.160	XL		
307	7002		41.9x23x0.60	0.700 0.750	XL	KITCHEN SECTION (6 MM LEG)	
308	7003		41.9x23x0.66	0.750 0.850	L	KITCHEN SECTION (6 MM LEG)	
309	7004		41.9x23x0.75	0.850 0.950	M	KITCHEN SECTION (6 MM LEG)	
310	33012		36x23x0.79	0.900 1.000	M	KITCHEN SECTION (6 MM LEG)	
311	7005		41.9x23x0.84	0.950 1.200	M	KITCHEN SECTION (6 MM LEG)	
312	33013		36x23x0.90	1.000 1.100	M	KITCHEN SECTION (6 MM LEG)	

KANNANGAYATHU METALS

**CONTACT:
9447149844, 9745830300**






MALABAR EXTRUSIONS (P) LTD & CRYSTAL ALUMINIUM PRODUCTS (P) LTD

SL.No.	SEC: NO	SECTION	SIZE	WEIGHT KG/12'		PROFILE NAME	REMARKS
313	33014		36x23x0.98	1.100 1.200	H	KITCHEN SECTION (6 MM LEG)	
314	7006		41.9x23x0.98	1.200 1.350	H	KITCHEN SECTION (6 MM LEG)	
315	33000		36x23x0.60	0.700 0.750	XL	KITCHEN SECTION (3 MM LEG)	
316	7007		38.9x23x0.76	0.750 0.850	L	KITCHEN SECTION (3 MM LEG)	
317	7008		38.9x23x0.86	0.850 0.950	M	KITCHEN SECTION (3 MM LEG)	
318	33003		36x23x0.83	0.950 1.000	M	KITCHEN SECTION (3 MM LEG)	
319	7009		46.5x23.4x0.67	0.750 0.850	L	KITCHEN SECTION (10 MM LEG)	
320	33020		46.5x23.4x0.75	0.900 0.950	L	KITCHEN SECTION (10 MM LEG)	
321	7010		46.5x23.4x0.80	0.950 1.050	M	KITCHEN SECTION (10 MM LEG)	
322	7011		40.4x23.4x0.76	0.850 0.950	M	KITCHEN SECTION	
323	7012		40.4x23.4x1.03	1.100 1.300	H	KITCHEN SECTION	
324	33040		41.9x23x0.78	0.900 1.100	L	KITCHEN SECTION	
325	7013		66x32.5x0.71	1.100 1.200	XL	SHOWCASE	

KANNANGAYATHU METALS

**CONTACT:
9447149844, 9745830300**






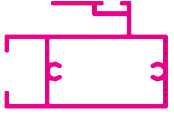







MALABAR EXTRUSIONS (P) LTD & CRYSTAL ALUMINIUM PRODUCTS (P) LTD

SL.No.	SEC: NO	SECTION	SIZE	WEIGHT KG/12'		PROFILE NAME	REMARKS
326	7013A		66x32.5x0.71	1.200 1.350	L	SHOWCASE	
327	33203		66x32.5x0.69	1.250 1.350	L	SHOWCASE	
328	7014		66x32.5x0.78	1.350 1.500	M	SHOWCASE	
329	7015		66x32.5x0.83	1.500 1.650	H	SHOWCASE	
330	7020		49.4x21x0.81	1.000 1.100	L	CABINET SECTION	
331	7020A		49.4x21x0.91	1.100 1.250	M	CABINET SECTION	
332	7021		49.4x21x1.05	1.350 1.450	H	CABINET SECTION	
333	7023		75x30.5x1.00	2.200 2.400	M		
334	7024		78.5x58x1.30	3.500 3.700	H		
335	7025		19.3x9.3x0.83	0.280 0.350	H	WIPER SECTION	
336	7031		10x10	0.080 0.100	XL	FL.ANGLE	
337	7032		12x12x0.6	0.120 0.170	XL	FL.ANGLE	
338	7034		15x15x0.6	0.150 0.200	XL	FL.ANGLE	

KANNANGAYATHU METALS

**CONTACT:
9447149844, 9745830300**


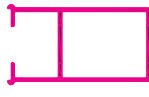

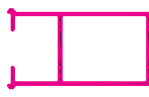
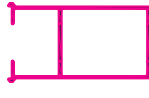

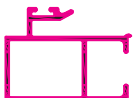
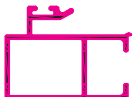
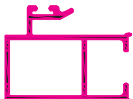
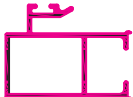
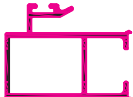
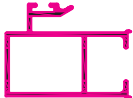
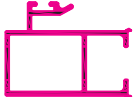
MALABAR EXTRUSIONS (P) LTD & CRYSTAL ALUMINIUM PRODUCTS (P) LTD

SL.No.	SEC: NO	SECTION	SIZE	WEIGHT KG/12'		PROFILE NAME	REMARKS
339	7036		18x18x0.6	0.190 0.250	XL	FL.ANGLE	
340	7039		25x25x0.75	0.300 0.400	L	FL.ANGLE	
341	7040		40x18x0.60	0.800 0.900	XL		
342	7041		40x18x0.69	0.900 1.000	M		
343	44562		40x18x0.61	0.800 0.900	XL		
344	44572		40x26.34x0.70	1.150 1.350			
345	7042		39x20x0.66	0.750 0.800	XL	HANDLE (20 MM SERIES)	
346	7042A		39x20x0.66	0.800 0.900	L	HANDLE (20 MM SERIES)	
347	7043		39x20x0.73	0.900 1.000	M	HANDLE (20 MM SERIES)	
348	7044		46x20x0.67	0.850 0.900	XL	BIG HANDLE (20 MM SERIES)	
349	7044A		46x20x0.76	0.900 1.000	L	BIG HANDLE (20 MM SERIES)	
350	7045		46x20x0.76	1.000 1.100	M	BIG HANDLE (20 MM SERIES)	
351	7046		46x20x0.8	1.100 1.200	M	BIG HANDLE (20 MM SERIES)	

KANNANGAYATHU METALS

**CONTACT:
9447149844, 9745830300**














MALABAR EXTRUSIONS (P) LTD & CRYSTAL ALUMINIUM PRODUCTS (P) LTD

SL.No.	SEC: NO	SECTION	SIZE	WEIGHT KG/12'		PROFILE NAME	REMARKS
352	44605		39x20x100	1.200 1.300	H	HANDLE (20 MM SERIES)	
353	7051		39x20x1.19	1.300 1.400	M	HANDLE (20 MM SERIES)	
354	44606		39x20x1.20	1.400 1.500	H	HANDLE (20 MM SERIES)	
355	051A		39x20x1.24	1.450 1.550	M	HANDLE (20 MM SERIES)	
356	7051B		39x20x1.48	1.700 1.800	H	HANDLE (20 MM SERIES)	
357	44607		39x20x1.50	1.750 1.850	H	HANDLE (20 MM SERIES)	
358	44610		39x20x1.00	1.500 1.600	L	INTER LOCK (20 MM SERIES)	
359	44611		39x20x1.20	1.750 1.850	H	INTER LOCK (20 MM SERIES)	
360	7054		39x29x1.15	1.700 1.800	H	INTER LOCK (20 MM SERIES)	
361	054A		39x29x1.21	1.800 1.900	H	INTER LOCK (20 MM SERIES)	
362	054B		39x29x1.50	2.000 2.200	H	INTER LOCK (20 MM SERIES)	
363	7055		39x29x1.40	1.950 2.100	H	INTER LOCK (20 MM SERIES)	
364	44612		39x20x1.50	2.100 2.200	H	TOP BOTTOM (20 MM SERIES)	

KANNANGAYATHU METALS

**CONTACT:
9447149844, 9745830300**

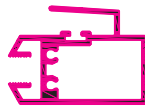
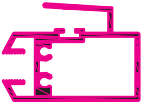
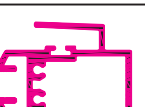
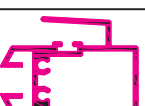





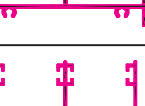



MALABAR EXTRUSIONS (P) LTD & CRYSTAL ALUMINIUM PRODUCTS (P) LTD

SL.No.	SEC:NO	SECTION	SIZE	WEIGHT KG/12'		PROFILE NAME	REMARKS
365	7056		41x20x1.00	1.200 1.300	H	TOP BOTTOM (20 MM SERIES)	
366	44619		41x20x1.10	1.250 1.450	M	TOP BOTTOM (20 MM SERIES)	
367	7057		41x20x1.20	1.300 1.500	M	TOP BOTTOM (20 MM SERIES)	
368	7058		41x20x1.50	1.500 1.650	M	TOP BOTTOM (20 MM SERIES)	
369	44620		41x20x1.40	1.550 1.750	H	TOP BOTTOM (20 MM SERIES)	
370	7062		46x27.5x1.30	2.000 2.200	H		
371	7065		46x37.5x1.30	2.500 2.700	H		
372	7070		80x26.5x1.80	4.200 4.400	H		
373	7075		106.3x54.2x2.2	6.900 7.100	H		
374	44703		50.8x25.4x1.20	2.500 2.700	H	DOOR/WINDOW SLIDING HANDLE (25 MM SERIES)	
375	44704		50.8x25.4x1.50	2.900 3.100	H	DOOR/WINDOW SLIDING HANDLE (25 MM SERIES)	
376	7077		50.8x25.4x1.73	3.300 3.500	H	DOOR/WINDOW SLIDING HANDLE (25 MM SERIES)	
377	44705		50.8x25.4x2.00	3.550 3.750	H	DOOR/WINDOW SLIDING HANDLE (25 MM SERIES)	

KANNANGAYATHU METALS

**CONTACT:
9447149844, 9745830300**














MALABAR EXTRUSIONS (P) LTD & CRYSTAL ALUMINIUM PRODUCTS (P) LTD

SL.No.	SEC: NO	SECTION	SIZE	WEIGHT KG/12`		PROFILE NAME	REMARKS
378	44710		50.8x25.4x1.20	3.100 3.300	H	DOOR/WINDOW SLIDING INTER LOCK (25 MM SERIES)	
379	44711		50.8x25.4x1.50	3.600 3.800	H	DOOR/WINDOW SLIDING INTER LOCK (25 MM SERIES)	
380	7079		50.8x36x1.75	4.100 4.300	H	DOOR/WINDOW SLIDING INTER LOCK (25 MM SERIES)	
381	44712		50.8x25.4x2.00	4.400 4.600	H	DOOR/WINDOW SLIDING INTER LOCK (25 MM SERIES)	
382	44730		69x25.4x1.50	3.200 3.400	H	DOOR/WINDOW RUNNER SECTION (25 MM SERIES)	
383	7082		69x25.4x1.80	3.750 3.950	H	DOOR/WINDOW RUNNER SECTION (25 MM SERIES)	
384	44731		69x25.4x2.00	4.000 4.400	H	DOOR/WINDOW RUNNER SECTION (25 MM SERIES)	
385	44719		82.8x44x1.50	4.050 4.250	H	DOOR/WINDOW SLIDING 2 TRACK (25 MM SERIES)	
386	7084		82.8x44x1.66	4.400 4.600	H	DOOR/WINDOW SLIDING 2 TRACK (25 MM SERIES)	
387	44720		82.8x44x2.00	5.250 5.450	H	DOOR/WINDOW SLIDING 2 TRACK (25 MM SERIES)	
388	44725		92.6x32x1.50	5.300 5.500	H	DOOR/WINDOW SLIDING 2 TRACK BOTTOM (25 MM SERIES)	
389	7086		92.6x32x1.70	5.700 5.900	H	DOOR/WINDOW SLIDING 2 TRACK BOTTOM (25 MM SERIES)	
390	44726		92.6x32x2.00	6.350 6.550	H	DOOR/WINDOW SLIDING 2 TRACK BOTTOM (25 MM SERIES)	

KANNANGAYATHU METALS

**CONTACT:
9447149844, 9745830300**














MALABAR EXTRUSIONS (P) LTD & CRYSTAL ALUMINIUM PRODUCTS (P) LTD

SL.No.	SEC: NO	SECTION	SIZE	WEIGHT KG/12'		PROFILE NAME	REMARKS
391	44722		123.2x44x1.50	5.700 5.900	H	DOOR/WINDOW SLIDING 3 TRACK TOP (25 MM SERIES)	
392	7090		92.6x32x1.70	6.600 7.000	H	DOOR/WINDOW SLIDING 3 TRACK TOP (25 MM SERIES)	
393	44723		123.2x44x2.00	7.400 7.600	H	DOOR/WINDOW SLIDING 3 TRACK TOP (25 MM SERIES)	
394	44727		133x32x1.50	7.750 7.950	H	DOOR/WINDOW SLIDING 3 TRACK BOTTOM (25 MM SERIES)	
395	7092		128x32x1.80	8.400 8.600	H	DOOR/WINDOW SLIDING 3 TRACK BOTTOM (25 MM SERIES)	
396	44728		133x32x2.00	9.250 9.450	H	DOOR/WINDOW SLIDING 3 TRACK BOTTOM (25 MM SERIES)	
397	7100		18x18x0.73	0.250 0.300	M	EQUAL ANGLE	
398	7102		18.2x12x2.00	0.550 0.600	H	ANGLE	
399	11771		19.5x10x2.00	0.500 0.600	M	ANGLE	
400	7103		22.5x13x3.00	0.950 1.000	H	ANGLE	
401	7104		19.05x19.05x1.59	0.550 0.600	M	EQUAL ANGLE	
402	7105		12.5x12.5x0.80	0.190 0.230	L	EQUAL ANGLE	
403	7106		24x24x0.65	0.300 0.400	L	EQUAL ANGLE	

KANNANGAYATHU METALS

**CONTACT:
9447149844, 9745830300**


**MALABAR EXTRUSIONS (P) LTD
&
CRYSTAL ALUMINIUM PRODUCTS (P) LTD**

SL.No.	SEC:NO	SECTION	SIZE	WEIGHT KG/12`		PROFILE NAME	REMARKS
404	7107		24x24x0.90	0.400 0.500	M	EQUAL ANGLE	
405	7108		24x24x1.08	0.500 0.600	H	EQUAL ANGLE	
406	7109		22.5x13x1.5	0.500 0.550	H	ANGLE	
407	11711		25x25x1.5	0.700 0.800	M	EQUAL ANGLE	
408	7110		25x25x1.69	0.800 0.900	H	EQUAL ANGLE	
409	7111		25x25x2.00	0.950 1.100	H	EQUAL ANGLE	
410	11717		25.4x25.4x1.9	0.900 0.950	M	EQUAL ANGLE	
411	11735		32x32x2.5	1.500 1.700	M	EQUAL ANGLE	
412	7114		36x24x1.39	0.800 1.000	H	ANGLE	
413	7118		38x38x1.5	1.100 1.200	H	EQUAL ANGLE	
414	7120		38x38x2.55	1.800 2.000	H	EQUAL ANGLE	
415	7121		38x38x3.0	2.150 2.250	H	EQUAL ANGLE	
416	11738		38.1x38.1x1.57	1.100 1.200		EQUAL ANGLE	

KANNANGAYATHU METALS

**CONTACT:
9447149844, 9745830300**

MALABAR EXTRUSIONS (P) LTD & CRYSTAL ALUMINIUM PRODUCTS (P) LTD

SL.No.	SEC: NO	SECTION	SIZE	WEIGHT KG/12`		PROFILE NAME	REMARKS
417	11785		38.1x25.4x1.82	1.100 1.200	M	ANGLE	
418	11748		32x32x4.60	2.450 2.650	H	EQUAL ANGLE	
419	11751		44x44x4.60	3.450 3.650	H	EQUAL ANGLE	
420	7123		45x45x4.6	3.600 4.000	H	EQUAL ANGLE	
421	7124		45x45x4.9	3.700 4.100	H	EQUAL ANGLE	
422	7201		19x16x1.0	0.400 0.480	M		
423	7202		16x5.5x2.0	0.390 0.430	L		
424	7203		16x7.2x1.2	0.340 0.390	L		
425	7204		20x16x1.2	0.500 0.600	M		
426	7210		16x6x0.7	0.225 0.300	L		
427	7211		9.8x8.3	0.300 0.400	M		
428	7212		100x25X2.00	4.400 4.600	H		
429	7213		75x15X1.1	1.800 2.000	H		

KANNANGAYATHU METALS

**CONTACT:
9447149844, 9745830300**













MALABAR EXTRUSIONS (P) LTD & CRYSTAL ALUMINIUM PRODUCTS (P) LTD

SL.No.	SEC: NO	SECTION	SIZE	WEIGHT KG/12`		PROFILE NAME	REMARKS
430	7231		78.5x25X1.17	1.300 1.450	M		
431	9002		12x6	0.675 0.725	H	FLAT BAR	
432	9003		19x3	0.550 0.750	H	FLAT BAR	
433	11011		19.05x2	0.350 0.380	H	FLAT BAR	
434	11012		19.05x2.95	0.550 0.580	H	FLAT BAR	
435	9004		20x6	1.150 1.250	H	FLAT BAR	
436	9005		20x10	1.950 2.050	H	FLAT BAR	
437	9007		25x3	0.700 0.800	H	FLAT BAR	
438	9009		25x6	1.450 1.550	H	FLAT BAR	
439	9011		25x10	2.400 2.500	H	FLAT BAR	
440	9013		25x12	2.900 3.200	H	FLAT BAR	
441	11024		25.4x3	0.700 0.750	H	FLAT BAR	
442	9014		32x6	1.900 2.200	H	FLAT BAR	

KANNANGAYATHU METALS

**CONTACT:
9447149844, 9745830300**









**MALABAR EXTRUSIONS (P) LTD
&
CRYSTAL ALUMINIUM PRODUCTS (P) LTD**

SL.No.	SEC: NO		SIZE	WEIGHT KG/12`		PROFILE NAME	REMARKS
443	9015		32x10	3.100 3.200	H	FLAT BAR	
444	9016		38x3	1.100 1.300	H	FLAT BAR	
445	11045		38x5	1.850 1.950	H	FLAT BAR	
446	9017		40x6	2.350 2.450	H	FLAT BAR	
447	9019		40x10	3.900 4.000	H	FLAT BAR	
448	9021		40x12	4.700 4.800	H	FLAT BAR	
449	9024		50x6	2.900 3.000	H	FLAT BAR	
450	9026		50x10	4.850 5.000	H	FLAT BAR	
451	9027		50x12	5.900 6.000	H	FLAT BAR	
452	9030		63x6	3.700 3.800	H	FLAT BAR	
453	9031		63x10	6.150 6.250	H	FLAT BAR	
454	9033		63x12	7.300 7.500	H	FLAT BAR	
455	9034		63.5x12.5	7.700 8.000	H	FLAT BAR	

KANNANGAYATHU METALS

**CONTACT:
9447149844, 9745830300**








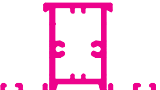





**MALABAR EXTRUSIONS (P) LTD
&
CRYSTAL ALUMINIUM PRODUCTS (P) LTD**

SL.No.	SEC: NO	SECTION	SIZE	WEIGHT KG/12`		PROFILE NAME	REMARKS
456	9036		75x6	4.350 4.500	H	FLAT BAR	
457	9041		75x10	7.300 7.500	H	FLAT BAR	
458	9105		65x30.6x1.80	2.100 2.300	H	LADDER SECTION	
459	9106		65x30.3x2.85	3.200 3.400	H	LADDER SECTION	
460	9107		65x30.4x2.40	2.800 3.000	H	LADDER SECTION	
461	9108		67x16x2.70	2.050 2.200	H	LADDER SECTION	
462	9109		60x31.5x1.50	1.800 2.000	H	LADDER SECTION	
463	9112		65x30x0.80	1.500 1.700	H	STEP SECTION	
464	66000		23.2x7.7x0.82	0.300 0.400	XL	SLOTTED CHANNEL	
465	9120		23.2x7.7x0.90	0.350 0.450	M	SLOTTED CHANNEL	
466	9121		21x8.5x1.00	0.350 0.450	M	SLOTTED CHANNEL	
467	9148		55x20x0.6	0.950 1.050	XL		
468	9149		55x20x0.7	1.050 1.150	L		

KANNANGAYATHU METALS

**CONTACT:
9447149844, 9745830300**

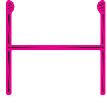


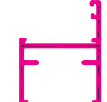

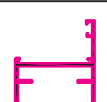







MALABAR EXTRUSIONS (P) LTD & CRYSTAL ALUMINIUM PRODUCTS (P) LTD

SL.No.	SEC: NO	SECTION	SIZE	WEIGHT KG/12'		PROFILE NAME	REMARKS
469	9150		55x20x0.8	1.150 1.300	M		
470	9151		34.5x14x1.3	0.800 1.000	M		
471	9152		30.5x27	1.500 1.700	M		
472	9201		27x19x0.78	0.600 0.700	L		
473	9202		44.5x22x2.00	2.400 2.600	H		
474	44803		57x34x1.30	2.450 2.650	H	MULLION (34 MM SERIES)	
475	9301		57x34x1.40	2.500 2.700	H	MULLION (34 MM SERIES)	
476	9302		57x34x1.50	2.700 2.800	H	MULLION (34 MM SERIES)	
477	9304		57x34x1.60	2.800 3.000	H	MULLION (34 MM SERIES)	
478	44804		57x34x1.50	2.650 2.850	H	MULLION (34 MM SERIES)	
479	9311		43.5x34x1.30	1.500 1.700	H	Z-SECTION (34 MM SERIES)	
480	9312		43.5x34x1.50	1.700 1.900	H	Z-SECTION (34 MM SERIES)	
481	9313		44.5x34x1.30	1.700 1.800	H	Z-SECTION (34 MM SERIES)	

KANNANGAYATHU METALS

**CONTACT:
9447149844, 9745830300**














MALABAR EXTRUSIONS (P) LTD & CRYSTAL ALUMINIUM PRODUCTS (P) LTD

SL.No.	SEC: NO	SECTION	SIZE	WEIGHT KG/12`		PROFILE NAME	REMARKS
482	9410		22.9x22.1x0.72	0.500 0.600	L		
483	9411		22.9x22.1x0.96	0.600 0.700	M		
484	44814		44x34x1.30	1.600 1.800	H	OUTER FRAME (34 MM SERIES)	
485	9417		44x34x1.36	1.700 1.800	H	OUTER FRAME (34 MM SERIES)	
486	9418		44.5x34x1.50	1.800 1.900	H	OUTER FRAME (34 MM SERIES)	
487	9419		44x34x1.60	1.900 2.000	H	OUTER FRAME (34 MM SERIES)	
488	9511		16.2x3.8x0.80	0.160 0.250	L		
489	9512		25x24	5.000 5.200	H		
490	9513		100x19.6x0.70	1.650 1.850	H		
491	9514		43.5x39.5x0.90	1.050 1.150	L		
492	9514A		43.5x39.5x1.00	1.150 1.300	M		
493	9515		50x44.45x1.45	2.800 3.000	H	DOOR TOP	
494	9516		50x18x0.94	1.200 1.300	M		

KANNANGAYATHU METALS

**CONTACT:
9447149844, 9745830300**














MALABAR EXTRUSIONS (P) LTD & CRYSTAL ALUMINIUM PRODUCTS (P) LTD

SL.No.	SEC: NO	SECTION	SIZE	WEIGHT KG/12`		PROFILE NAME	REMARKS
495	9517		50x44.45x1.35	2.700 2.900	H	DOOR VERTICAL	
496	9519		48.3x23.1x1.00	1.500 1.600	H		
497	9520		70x27x0.80	2.000 2.100	H		
498	9521		47.2x20.35x1.00	1.450 1.650	H		
499	9522		28.15x25.8x0.80	0.700 0.800	M		
500	9523		24.8x17.31x0.80	0.450 0.550	M		
501	9524		43.5x25.5x0.80	0.950 1.050	M		
502	9525		76.5x24.5x1.40	1.600 1.800	H		
503	55640		76.8X20.13X1.4	1.600 1.800	H		
504	55635		76.8X24.9X1.4	2.050 2.250	H		
505	9526		80.1x29.7x1.40	1.700 1.900	H		
506	55558		80.1x29.7x1.40	1.700 1.900	H		
507	9527		34x11x1.50	1.100 1.200	H		

KANNANGAYATHU METALS

**CONTACT:
9447149844, 9745830300**




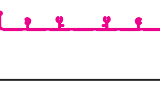


MALABAR EXTRUSIONS (P) LTD & CRYSTAL ALUMINIUM PRODUCTS (P) LTD

SL.No.	SEC: NO	SECTION	SIZE	WEIGHT KG/12`		PROFILE NAME	REMARKS
508	9528		6	0.180 0.220	L		
509	9529		22.6x20x1.60	0.650 0.750	H	T-SECTION	
510	9530		89.5x9x0.65	1.400 1.500	L		
511	9531		55x33.3x1.00	1.600 1.700	H		
512	9532		54.2x20.5x0.80	1.200 1.300	M		
513	9533		50x23.5x1.10	1.700 1.800	H		
514	9534		103.5x31x1.10	2.600 2.800	H		
515	55630		114x57x1.40	4.550 4.750	H		
516	55631		115.8x45.5x1.30	3.550 3.750	H		
517	9535		108.5x31x1.10	2.250 2.500	H		
518	55625		125x46.7x1.40	3.650 3.850	H		
519	55626		125.5x45.5x1.30	3.150 3.350	H		
520	9536		52x31x1.10	1.200 1.400	H		

KANNANGAYATHU METALS

**CONTACT:
9447149844, 9745830300**




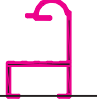
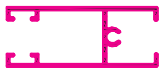

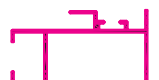


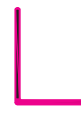



MALABAR EXTRUSIONS (P) LTD & CRYSTAL ALUMINIUM PRODUCTS (P) LTD

SL.No.	SEC: NO	SECTION	SIZE	WEIGHT KG/12`		PROFILE NAME	REMARKS
521	55615		53.2x31x1.14	1.150 1.350	H		
522	55616		53.2x31x1.40	1.400 1.600	H		
523	9537		56x22x1.30	1.200 1.400	H		
524	55611		57.5x24x1.14	1.100 1.300	H		
525	55612		57.5x24x1.40	1.300 1.500	H		
526	55600		124.5x26x1.50	3.050 3.250	H		
527	55601		127.2x26x1.50	3.050 3.250	H		
528	55602		179x20x1.00	3.700 3.900	H		
529	9538		109x54.5x2.30	3.800 4.000	H		
530	9539		71.5x17x2.50	2.400 2.600	H		
531	9540		42x21.45x0.60	0.900 1.000	XL		
532	9540A		42x21.45x0.70	1.000 1.150	L		
533	9541		63x25.5x0.80	1.450 1.650	M		

KANNANGAYATHU METALS

**CONTACT:
9447149844, 9745830300**






MALABAR EXTRUSIONS (P) LTD & CRYSTAL ALUMINIUM PRODUCTS (P) LTD

SL.No.	SEC: NO	SECTION	SIZE	WEIGHT KG/12`		PROFILE NAME	REMARKS
534	9542		50x20x0.70	0.950 1.050	XL		
535	9542A		50x20x0.80	1.050 1.150	L		
536	9542B		50x20x0.90	1.150 1.250	M		
537	9543		23.5x15x0.80	0.475 0.550	M		
538	9544		37.5x15x0.80	0.900 1.000	M		
539	44520		37.5x15x0.97	1.100 1.200			
540	9545		37.5x20.5x0.75	0.950 1.050	M		
541	44525		37.5x20.5x0.85	1.100 1.200			
542	9546		18x18x1.02	0.325 0.400	H	EQUAL ANGLE	
543	9547		18x12.5x0.70	0.180 0.250	M	ANGLE	
544	9548		25.4x3.45	0.800 0.900	H		
545	9549		22x14x1.12	0.625 0.725	H		
546	9550		29x24	2.080 2.200	H		

KANNANGAYATHU METALS

**CONTACT:
9447149844, 9745830300**














MALABAR EXTRUSIONS (P) LTD & CRYSTAL ALUMINIUM PRODUCTS (P) LTD

SL.No.	SEC: NO	SECTION	SIZE	WEIGHT KG/12`		PROFILE NAME	REMARKS
547	9551		34.5x13.5x1.82	2.080 2.200	H		
548	9552		38x13x2.65	1.100 1.250	H		
549	9553		69.3x35.5x2.00	3.100 3.300	H		
550	9554		32x27x2.90	2.250 2.400	H		
551	9555		70.7x30.2x2.90	3.900 4.100	H		
552	9556		55.5x31.5x2.15	2.950 3.150	H		
553	9557		49.5x9.5x2.05	1.280 1.400	H		
554	9558		60.2x47.2x0.65	1.100 1.300	L		
555	9559		65x0.88	1.750 1.850	H		
556	9560		20.5x1.2	0.800 0.900	H		
557	9561		42x21.5x0.70	1.000 1.100	M		
558	9562		21.2x9.7x0.80	0.500 0.600	M		
559	9563		44x17.5x0.80	1.150 1.250	H		

KANNANGAYATHU METALS

**CONTACT:
9447149844, 9745830300**




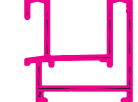

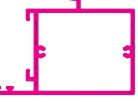


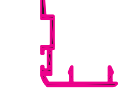




MALABAR EXTRUSIONS (P) LTD & CRYSTAL ALUMINIUM PRODUCTS (P) LTD

SL.No.	SEC: NO	SECTION	SIZE	WEIGHT KG/12'		PROFILE NAME	REMARKS
560	9564		25x25x1.4	0.550 0.650	H		
561	9565		20.5x12x1.4	0.600 0.700	H		
562	9566		18x18x1.4	0.400 0.500	H		
563	9567		40x40x1.8	3.900 4.100	H		
564	9568		32.5x20.5x1.0	3.900 4.100	H	RECTANGLE TUBE	
565	9569		50.4x20.5x1.15	1.450 1.550	H	RECTANGLE TUBE	
566	9570		40x20x1.25	1.400 1.500	H	RECTANGLE TUBE	
567	9571		22.5x9x2.5	0.700 0.800	H	ANGLE	
568	9572		15x1	0.750 0.850	H		
569	9573		28.2x19x1.8	1.350 1.450	H		
570	9574		26x17.3x1.5	0.600 0.700	H		
571	33070		43.5x19.5x0.90	1.200 1.300	L		
572	9575		50x23.5x0.8	1.250 1.350	M		

KANNANGAYATHU METALS

**CONTACT:
9447149844, 9745830300**














**MALABAR EXTRUSIONS (P) LTD
&
CRYSTAL ALUMINIUM PRODUCTS (P) LTD**

SL.No.	SEC: NO	SECTION	SIZE	WEIGHT KG/12`		PROFILE NAME	REMARKS
573	9578		100x50x2.00	2.900 3.000	H		
574	9579		27.3x15x1.3	0.900 1.000	H		
575	9580		63x38x0.8	1.550 1.650	M		
576	9581		45x45x1.5	3.000 3.200	H		
577	9582		65x27x1.5	3.300 3.500	H		
578	9583		65x40x1.2	2.700 2.900	H		
579	9584		67.4x39x1.3	2.900 3.100	H		
580	9585		32.3x18.5x1.3	0.950 1.050	H		
581	9586		38.5x28.3x1.3	1.050 1.250	H		
582	9588		25.4x25.4x1.5	0.700 0.800	H	EQUAL ANGLE	
583	9589		24x5.3x1.5	0.400 0.500	H	HINGES	
584	9590		18x11.1	0.450 0.550	H		
585	9591		89.5x6x0.6	1.200 1.300	L	DOOR PARTITION	

KANNANGAYATHU METALS

**CONTACT:
9447149844, 9745830300**









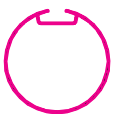




**MALABAR EXTRUSIONS (P) LTD
&
CRYSTAL ALUMINIUM PRODUCTS (P) LTD**

SL.No.	SEC: NO	SECTION	SIZE	WEIGHT KG/12`		PROFILE NAME	REMARKS
586	9592		11.8x9.4x0.6	0.190 0.240	XL	GLAZING CLIP	
587	9593		54x40x1.5	2.600 2.700	H		
588	9594		44x40x1.5	2.400 2.500	H		
589	9595		43.5x25.5x0.72	0.860 0.960	M		
590	9597		63.1x19.2x1	1.720 1.820			
591	9598		100.2x25.8x1.1	2.510 2.610			
592	9601		56.3x21.5x1.5	2.450 2.650			
593	9602		50.8x25.4x.1.2	1.700 1.900			
594	9603		15.5x1.5	0.650 0.850			
595	9604		24x12.7X1.1	0.800 1.000			
596	9605		40x1.00	1.400 1.600			
597	9606		78x70.16x1.00	1.900 2.100			
598	9610		40x18x0.9	1.110 1.310			

KANNANGAYATHU METALS

**CONTACT:
9447149844, 9745830300**










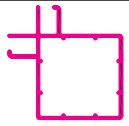


MALABAR EXTRUSIONS (P) LTD & CRYSTAL ALUMINIUM PRODUCTS (P) LTD

SL.No.	SEC: NO	SECTION	SIZE	WEIGHT KG/12`		PROFILE NAME	REMARKS
599	9611		70x18x0.9	2.350 2.550			
600	9612		40x22x0.8	0.830 1.030			
601	9613		50x21x0.9	1.150 1.350			
602	55620		79.7x35x1.10	1.850 2.050	H		
603	55645		80X38.5X1.15	1.900 2.100	H		
604	9614		82x28.5x0.9	1.530 1.730			
605	9615		49.6x8.8x0.8	0.850 1.050			
606	9619		25.7x11.6x1	0.640 0.840			
607	9620		ø39x0.8	1.150 1.300			
608	9621		ø20.5x1.2	0.890 1.090			
609	9625		100x30x1.3	1.760 1.960			
610	9626		96.3x17.5x1.1	1.400 1.600			
611	9627		26.5x4.4X3.4	0.880 1.080			

KANNANGAYATHU METALS

**CONTACT:
9447149844, 9745830300**





MALABAR EXTRUSIONS (P) LTD & CRYSTAL ALUMINIUM PRODUCTS (P) LTD

SL.No.	SEC: NO	SECTION	SIZE	WEIGHT KG/12`		PROFILE NAME	REMARKS
612	9628		42.5x35x0.8	1.300 1.500			
613	33088		68x25x0.70	1.300 1.400	M		
614	9629		68X25.5X0.9	1.500 1.700			
615	9633		78x70.16x0.80	0.960 1.160			
616	9634		37.5x15x1.19	1.200 1.400			
617	9635		18x9.2x0.9	0.380 0.580			
618	66021		35x11x1.00	0.750 0.850			
619	9636		40x20x6	3.200 3.400			
620	11350		29.7x11x0.70	0.420 0.470			
621	33051		25.4x25.4x0.80	0.900 1.100	L		
622	33052		25.4x25.4x0.80	1.000 1.200	L		
623	33053		25.4x25.4x0.80	1.000 1.200	L		
624	33061		84x20x1.00	2.200 2.400	M		

KANNANGAYATHU METALS

**CONTACT:
9447149844, 9745830300**

MALABAR EXTRUSIONS (P) LTD & CRYSTAL ALUMINIUM PRODUCTS (P) LTD

SL.No.	SEC: NO	SECTION	SIZE	WEIGHT KG/12`		PROFILE NAME	REMARKS
625	55646		133.2X32X1.5	3.900 4.100	H		
626	66022		100x38.5x1.14	3.100 3.300			
627	66023		93x33.2x1.27	3.000 3.200			
628	66024		15x13.8x1.00	0.440 0.640			
629							
630							
631							
632							
633							
634							
635							
636							
637							

KANNANGAYATHU METALS

**CONTACT:
9447149844, 9745830300**

'മരം പ്രകൃതിക്ക് അലട്ടലിനിയം നിർമ്മിതിക്ക്.....'

മനോഹരമായ പ്രതലഭംഗിയോടു കൂടിയ
അലൂമിനിയം ഡോറുകൾ

JAYPEE ALUMINIUM DOORS



ഏത് അളവിലും നിർമ്മിച്ച് നൽകുന്നു...!
കേരളത്തിൽ എവിടെയും...!



WELCOME
FRANCHISEES

JP ENGINEERING

Peppathy, Pazhoor P.O Piravom, Ernakulam Dist, Kerala-686664

Mob: 9745620300, 9447149843, +91 7034366999

“മാം പ്രകൃതിയ്ക്ക് അലുമിനിയം നിർമ്മിതിക്ക്...”

KANNANGAYATHU METALS PEPPATHY-PIRAVOM

Leader in Superior Surface Finishings



Anodizing / Electro Colouring - Powder Coating - Wood Finish